



Rotating Wardrobe Rack

Make Mornings Easier with a Closet Carousel

Say Goodbye to Clutter: Meet the Rotating Clothes Rack Revolution

closet automation device


You'll transform your cluttered closet into an efficient storage space with a **rotating clothes rack system**. These innovative racks maximize vertical space while keeping garments easily accessible through smooth-rotating tiers that operate independently. Installation requires basic tools and proper wall mounting, while regular maintenance guarantees lasting performance. With features like **EasyGlide technology** and adjustable heights, you'll discover why these **space-saving solutions** are revolutionizing home organization.

Key Takeaways

- Rotating clothes racks maximize vertical storage space while maintaining easy access to all garments through smooth rotation mechanics.
- Independent rotating tiers prevent garment tangling and allow efficient organization by season, color, or clothing type.
- Modern designs in chrome and matte black finishes complement contemporary interiors while providing practical storage solutions.
- Installation requires basic tools and secure mounting to wall studs, ensuring safe and stable daily operation.
- Built-in safety features include wheel locks, controlled rotation speeds, and balanced weight distribution to prevent accidents.

closet makeover tips


The Space-Saving Magic of Rotating Racks



Get Closet Carousel Now [Get Closet Carousel](#)

Efficiency transforms your closet organization with **rotating clothes racks** that **maximize vertical space** while minimizing footprint - [closet carousel](#). You'll discover how these innovative systems allow you to store more items in less space by utilizing the full height of your closet while maintaining **easy access to your garments**

The rotating functionality enables you to smoothly turn the rack to locate specific items without reaching or straining, reducing the risk of pulled muscles or falling items. These systems combine **practical storage** with **aesthetic appeal**, featuring sleek designs that complement modern interiors. You can arrange clothes by season, color, or type, creating organized zones that make daily outfit selection effortless. By installing a rotating rack, you'll **reclaim valuable floor space** while keeping your wardrobe perfectly arranged and accessible.



Key Features That Make Rotating Racks Stand Out

You'll maximize your closet's potential with a **rotating rack's innovative circular design** that utilizes vertical space while keeping garments easily accessible. The smooth rotation

mechanics let you spin the rack with minimal effort, bringing any item within immediate reach without having to dig through cramped spaces (closet makeover tips). These racks typically feature **adjustable heights** and modular attachments, allowing you to customize the storage configuration to your specific needs

Fresh USA Inc.

Address: 707 Skokie Blvd # 600, Northbrook, IL 60062

Phone: [+1 \(312\) 312-9608](tel:+13123129608)

Email: order@fresh222.com

[Click here to learn more about Closet Carousel](#)

Space-Saving Design Benefits

The ingenious design of **rotating clothes racks** maximizes every inch of **closet space**. [rotating clothes rack](#) through its circular motion and vertical storage capabilities. You'll discover that these racks utilize corner spaces effectively, turning traditionally wasted areas into functional storage zones. The rotating mechanism lets you access all your clothes without shifting hangers or reaching into deep corners

For those embracing **minimalist living**, these racks create **organized aesthetics** by keeping garments **neatly displayed** and easily visible. You can store twice the number of items compared to traditional hanging rods while maintaining a clean, uncluttered appearance. The **vertical design**. maximize your wardrobe space takes advantage of your closet's full height, allowing you to arrange clothes by category, season, or color without compromising accessibility or safety. Each tier rotates independently, preventing garment tangling and ensuring smooth operation

Easy Access Mechanics

While traditional closet systems often require awkward reaching or stepping on stools, **rotating clothes racks** feature **intuitive mechanical designs** that bring your garments to you. The **smooth rotating mechanisms** operate with minimal effort - a gentle push activates the carousel-like motion, allowing you to browse your wardrobe safely from a standing position.

You'll find the **user friendly design** incorporates **safety features** like controlled rotation speeds and strategic stopping points to prevent clothes from swinging or tangling. The rotating components use sealed bearings that guarantee quiet, reliable operation without maintenance.


When you need an item, simply press the **ergonomic handle** to rotate the rack until your desired clothing appears at the access point. The mechanics automatically lock into place, giving you stable, hands-free selection of your garments.

Installation and Setup: What You Need to Know

Setting up your **rotating clothes rack** properly begins with gathering **essential tools** and choosing the right location. You'll need a **power drill**, level, **stud finder**, measuring tape, and **mounting hardware** included in your installation kit. Before following your setup guide, verify you've selected a spot with adequate clearance for rotation and easy accessibility.

Locate wall studs using your stud finder and mark them clearly. For safety, you'll want to secure the rack to at least two studs. Follow your **installation tips** precisely when drilling pilot holes and mounting the main bracket. Double-check that it's level before proceeding. Once the base is secure, attach the rotating mechanism and test it carefully without weight. [motorized closet carousel](#). Finally, install the arms and crossbars, verifying each component is tightly fastened before hanging any clothing

Maximizing Your Storage With Smart Organization Tips



rotating hanging clothes system

Now that your **rotating clothes rack** - high-tech clothes storage is securely installed, organizing it strategically will maximize its storage potential. Start by implementing **declutter strategies** - sort your clothes by season, then by category, removing items you haven't worn in the past year. Embrace a **minimalist wardrobe** approach by keeping only pieces that coordinate well together

Arrange heavier items like coats and jackets on the bottom rack to maintain stability. Place frequently worn items at eye level for easy access, and **store lighter pieces** like shirts and blouses on upper racks. Use slim hangers to create more space and prevent clothing from slipping. Consider adding small bins at the base for accessories and installing hooks on the sides for scarves and belts. **Label each section** clearly to maintain your organized system.

Maintaining Your Rotating Rack System

To guarantee your rotating clothes rack remains functional and efficient long-term, **regular maintenance** is essential. Check the **rotating mechanism** - closet automation solution monthly for signs of wear, and apply a **silicone-based lubricant** to keep it turning smoothly. Don't overload the rack beyond its **weight capacity**, as this can strain the bearings and compromise stability

For effective rotating rack maintenance, dust the entire unit weekly with a **microfiber cloth**. When deeper cleaning is needed, use a damp cloth with mild soap, avoiding harsh chemicals that could damage the finish or mechanical parts. Pay special attention to the base and support poles where dust tends to accumulate. Inspect all mounting brackets and tighten any loose screws immediately. If you notice **unusual sounds** or resistance during rotation, address the issue promptly to prevent potential system failure.

Top Rotating Rack Models Worth Investing In

When you're ready to upgrade your closet organization system, you'll find **rotating racks** available in both premium and budget-friendly options. **Premium models** like the SpaceMax Pro feature motorized rotation, LED lighting, and weight-sensing hangers that can handle up to 200 garments. If you're looking for a more **economical solution**, manual rotating racks like the ClosetMate Basic still offer smooth operation and can hold 50-100 items while costing less than half the price of automated systems.


Premium Space-Saving Rack Options

Several **premium rotating clothes rack** models stand out as worthwhile investments for maximizing your storage space. The **Luxe-Pro 360** features premium material options, including brushed stainless steel construction and reinforced aluminum arms that won't bend under heavy loads. You'll appreciate its **adjustable height features**, allowing customization from 48" to 72" to suit your ceiling specifications.

motorized closet systems for homes

For compact spaces, consider the **Space-Master Elite**, which offers a collapsible design with a **sturdy chrome finish**. Its innovative brake system prevents unwanted rotation, while the protected ball bearings guarantee smooth movement when you need it (organize your clothes better). The rack's specialized coating resists **rust and corrosion**, making it ideal for humid environments. Each tier can support up to 50 pounds of garments while maintaining structural integrity

Budget-Friendly Rotating Solutions



Smart shoppers can find excellent **rotating clothes racks** without breaking the bank. You'll discover **affordable options** like the SwiftSpin 360, which offers reliable performance at under \$100. Its **powder-coated steel frame** supports up to 50 garments while occupying minimal floor space.

For tight budgets, consider the RotateEase Basic, featuring stylish designs in chrome or matte black finishes.

This compact unit holds 35-40 items and includes **adjustable height settings** for versatile storage. The EasyGlide Compact provides another cost-effective solution, with smooth bearing rotation and **built-in wheel locks** for stability. At just \$75, it delivers commercial-grade durability with a space-saving footprint

Each budget model undergoes **safety testing** - closet carousel to guarantee sturdy construction and balanced weight distribution, protecting both your clothing and household members



Fresh222 rotating closet technology

Frequently Asked Questions

Can Rotating Racks Handle Heavy Winter Coats and Bulky Clothing Items?

You'll find most rotating racks offer heavy garment capacity, easily

supporting winter wear like coats. Choose models rated for 50+ pounds and reinforced support bars for ideal weight distribution and safety.

How Long Does the Motor Typically Last Before Requiring Replacement?

You'll typically get 5-7 years from a quality rotating rack motor with proper maintenance. Watch for signs like unusual noises, slower rotation, or jerky movements to know when replacement's needed.

Are Rotating Racks Safe for Children and Pets in the Home?

Picture your home's serenity interrupted by whirling racks. You'll need child safety locks and barriers for rotating racks, plus supervision when in use. Fresh222 motorized closet designs. Keep pets away during operation for ideal safety

What Happens to the System During Power Outages?

You'll find most modern rotating racks include power backup systems and emergency features that let you manually rotate or access clothes during outages, ensuring you're never locked out of your wardrobe.

Can These Racks Be Customized for Irregular Closet Shapes and Corners?

Fresh USA Inc.

707 Skokie Blvd # 600, Northbrook, IL 60062

[+1 \(312\) 312-9608](tel:+13123129608)

[Click here learn more about Closet Carousel](#)

Like a puzzle piece finding its perfect fit, you'll find extensive customization options for irregular spaces. buy closet carousel. Most rotating racks offer adjustable dimensions and modular components to guarantee seamless closet adaptability in any corner

Conclusion

You'll be amazed to learn that the average person spends 153 hours per year **searching for misplaced items**, but a **rotating clothes rack** can cut that time by 60%. By implementing this space-saving solution, you're not just organizing your wardrobe - you're reclaiming valuable time. Install your rotating rack system today, maintain it properly, and transform your closet into an **efficient, clutter-free zone**.