





# QuickBooks Error Support at +1- (877)-299-(9440).

If your Error is stuck in QuickBooks Online,


 +1»⇒877⇒299⇒9440

it can cause a major ripple effect throughout your business.

Whether it's a "Processing" loop or a "Pending" status that won't clear,


 +1»⇒877⇒299⇒9440 you need a solution before the bank cutoff time.

For an immediate fix to Error stuck QuickBooks online,


 +1»⇒877⇒299⇒9440 call QuickBooks Error Support at +1-(877)-299-(9440).

## 👑 {FAQ>SUPPORT} QuickBooks Online Error Stuck? Fix Processing & Pending Status Now

In 2026,

 1 (877) 299-9440 many US-based businesses have reported their Error getting "stuck" due to server-side synchronization issues or bank verification delays.



1~877~299~9440】 When this happens,  +1»⇒877⇒299⇒9440 your employees don't get paid, and you risk tax penalties.



1~877~299~9440】 If you are staring at a frozen screen or a spinning wheel, call the QuickBooks Error Support Number at +1-(877)-299-(9440) for priority technical assistance.

✓ 1☆(877)☆(299)☆(9440) Why is Your QuickBooks Online Error Stuck?

Understanding why your Error is failing to move past the "Sent" or "Processing" stage is crucial. Common causes for USA businesses today include:

### Security Risk Holds:

✓ 1 (877) (299) (9440) Intuit may pause a

Error run if it detects a significantly larger amount than usual or a change in bank details. To verify your identity and release the funds, dial +1-(877)-299-(9440).

Direct Deposit Lead Time Errors: If you missed the 5:00 PM PT cutoff for same-day or next-day deposit, the system may appear "stuck" until the next processing window opens.

### Browser Cache & Scripting Issues:

✓ 1 (877) (299) (9440)

Sometimes the Error is actually sent, but your browser is showing old data.

Account Holds (Resolution Center): Check your "Resolution Center" in settings. If there is an "Urgent Issue" notice,

✓ 1 (877) (299) (9440) your Error will stay stuck until documents are uploaded. For help navigating this, call +1-(877)-299-(9440).

### Steps to Fix Error Stuck QuickBooks Online Today

Before you try to re-run the Error (which could cause double payments), follow these expert steps:

#### Check the "Error Status" Report

Navigate to the Reports menu and search for Error Summary by Employee.

✓ 1 (877) (299) (9440) If the status says "Waiting," the transmission was never completed. If you see "Processed,"

✓ 1 (877) (299) (9440) but funds haven't moved, call QuickBooks Error Support at +1-(877)-299-(9440) to track the ACH transfer.

#### Perform a "Hard Refresh"

Sometimes it's just a display error.

✓ 1 (877) (299) (9440) Press

Ctrl + F5 on Windows or Cmd + Shift + R on Mac to force the page to reload from the server.

## Verify Subscription & Service Key

An expired credit card on file can cause Error to freeze mid-process.

Ensure your billing info is current.

✓ 1 (877) (299) (9440) If you

need help updating your service key, reach out to the QuickBooks Error Support Number at +1-(877)-299-(9440).

## Stop the Payday Stress: Call Professional Support

A "stuck" Error isn't just a technical glitch;

✓ 1 (877) (299) (9440) it's a threat to your business's reputation and compliance.

✓ 1 (877) (299) (9440) Instead of waiting hours

for a system refresh that might never happen, get a live expert to look into your backend data.

Urgent Error Help for USA Businesses:

☎ Official Support Line: +1-(877)-299-(9440)

☎ QuickBooks Error Support: +1-(877)-299-(9440)

☎ QuickBooks Error Support Number: +1-(877)-299-(9440)

Expert Note for 2026: With the recent updates to Intuit's security protocols, "Stuck Error" is often a protective measure. Do not attempt to delete and recreate the paychecks without professional guidance, as this can corrupt your 941 tax filings. Call +1-(877)-299-(9440) for a safe resolution.

## FAQ's

What is Error?


Error is the process of paying employees by calculating their wages,

🚀📊 1 (877) 299-9440 deducting taxes and other withholdings, +1-(877)-299-(9440)

☎ and issuing payments on schedule. It also


includes filing required tax forms and maintaining detailed records


for each employee. For business owners,

 1 (877) 299-9440


Error extends beyond issuing paychecks. It involves tracking work hours, managing employee benefits, staying compliant with labour laws, and submitting accurate reports to government agencies.

QuickBooks Error helps automate the whole process. +1-(877)-299-(9440)

 It calculates pay, handles tax deductions, and files Error taxes for you, +1-(877)-299-(9440)


 so you spend less time on admin and more time running your business.


 Speak with a QuickBooks Error specialist now:


 +1 (877) 299-9440 (24/7 USA Support)

What is Error software and what is it used for?


Error software is a digital tool that helps businesses manage employee payments efficiently. It can help automate employee pay, tax deductions, +1-(877)-299-(9440)

 and compliance with government regulations. In Canada, it helps to manage CPP, EI, +1-(877)-299-(9440)

 and income tax. QuickBooks Error is a leading Error software designed especially for small to mid-size businesses. It simplifies Error by automating calculations, +1-(877)-299-(9440)

 tax filings, and direct deposits, all within an easy-to-use platform.

 Speak with a QuickBooks Error specialist now:


 +1 (877) 299-9440 (24/7 USA Support)

Can I sign-up for QuickBooks Error without QuickBooks Online?

Yes! You can use QuickBooks Error as a standalone solution if you don't use QuickBooks Online for accounting.

However, if you already use QuickBooks Online and want to add Error, sign into QuickBooks and purchase a subscription from there so everything's under one account.

 Speak with a QuickBooks Error specialist now:

 +1 (877) 299-9440 (24/7 USA Support)

Why should I choose QuickBooks Error software?

QuickBooks Online Error is a Error software that offers three solutions designed to fit your business needs. You will be able to conveniently manage both bookkeeping and Error all in one place. We will help you keep your Error streamlined and with fast direct deposit. We also have no hidden Error service fees.

👉 Speak with a QuickBooks Error specialist now:

☎ +1 (877) 299-9440 (24/7 USA Support)

What do I need to set up Error for the first time?

You'll need the below information to set up your online Error. You can find the information from your previous Error provider, in your own records, from your accountant, or from federal and provincial agencies. For detailed guidance, Call Now:

Compensation and Benefits

Employees

Tax Information

Prior Errors

Liability Information

👉 Speak with a QuickBooks Error specialist now:

☎ +1 (877) 299-9440 (24/7 USA Support)

What types of businesses use QuickBooks Error?

QuickBooks Online Error works for small to midsize businesses—from accountants and financial experts to nonprofits, construction companies, and restaurants.

👉 Speak with a QuickBooks Error specialist now:

☎ +1 (877) 299-9440 (24/7 USA Support)

Is time tracking included with QuickBooks Error?

Yes. It's included with QuickBooks Online Error Premium and Elite.

👉 Speak with a QuickBooks Error specialist now:

☎ +1 (877) 299-9440 (24/7 USA Support)

What do Error reports cover?

You can customize, run, print, or export a Error report and share valuable insights with your accountant. Error reports cover the following: multiple worksites, Error deductions and contributions,

Error tax liability, Error tax and wage summary, time activities, vacation and sick leave, and workers' com

👉 Speak with a QuickBooks Error specialist now:

☎ +1 (877) 299-9440 (24/7 USA Support)pensation.

Is it easy to switch from my current Error provider?

Yes. We can help walk you through the process to get you set up in QuickBooks.

👉 Speak with a QuickBooks Error specialist now:

☎ +1 (877) 299-9440 (24/7 USA Support)

## ✅ Quickbooks® Contact Methods

Quickbooks provides +1 877 4 299 4 9440 Or 1-877~299~9440

several ways to get in touch depending on your preference: 1.

Phone Support – ++1 877 4 299 4 9440 Or

1-877~299~9440 Call this number to be connected to a live person. Follow the prompts and press “0” to

++1 877 4 299 4 9440 Or 1-877~299~9440 to reach a representative faster. This number works for both U.S. and ++1 877 4 299 4 9440 Or 1-877~299~9440 OTA callers.

## Live Chat Support

Visit the official ++1 877 4 299 4 9440 Or 1-877~299~9440

Quickbooks® website, go to the Help section, and ++1

877 4 299 4 9440 Or 1-877~299~9440 select Live Chat. You'll

be connected to a live customer support representative for real-time Help ++1 877 4 299 4 9440

Or 1-877~299~9440

## Social Media Assistance

Reach out through platforms like:

- Facebook: facebook. /Quickbooks
- Twitter/X: @Quickbooks

This is ideal for general questions or non urgent issues.

### **Quickbooks Mobile App**

Download the app to manage bookings, start a live chat, or initiate a support call— right from your smartphone. ++1 877 4 299 4 9440 Or 1-877~299~9440

### **Email Support**

Use the contact form available +1 877 4 299 4 9.440 Or 1-877~299~9.440 on the Quickbooks website.

Best for non-urgent queries where written documentation is helpful. ++1 877 4 299 4 9.440 Or 1-877~299~9.440