



Air New Zealand Check-In FAQ! ((@FAQ~Check@!!))

Checking in for a Air New Zealand flight is a vital step in ensuring a smooth travel experience and avoiding last-minute issues at the airport. **☎ || +1 « 844 « [265] « 80.14 || (US) or 📞 +44-808-196-9720(Uk)** With multiple check-in options available, passengers can choose the method that best suits their schedule and travel needs, whether online, via mobile, or at the airport counter. **☎ || +1 « 844 « [265] « 80.14 || (US) or 📞 [+44*808⇨196>9720] (Uk)**] Understanding the check-in process and related requirements is crucial to minimize delays and ensure compliance with airline and security regulations. **☎ || +1 « 844 « [265] « 80.14 || (US) or 📞 [+44*808⇨196>9720] (Uk)**] Air New Zealand has established a structured check-in system designed to cater to both domestic and international travelers. **☎ || +1 « 844 « [265] « 80.14 || (US) or 📞 [+44*808⇨196>9720] (Uk)** By providing clear guidelines and multiple options, the airline enables passengers to select seats, print boarding passes, and handle baggage efficiently. **☎ || +1 « 844 « [265] « 80.14 || (US) or 📞 [+44*808⇨196>9720] (Uk)** Familiarity with these procedures allows travelers to streamline their journey and reduce stress at the airport. **☎ || +1 « 844 « [265] « 80.14 || (US) or 📞 [+44*808⇨196>9720] (Uk)**]]

Online Check-In

Online check-in is one of the most convenient options offered by Air New Zealand. **☎ || +1 « 844 « [265] « 80.14 || (US) or 📞 [+44*808⇨196>9720] (Uk)**] Passengers can check in from the comfort of their home or office using the airline's website. **☎ || +1 « 844 « [265] « 80.14 || (US) or 📞 [+44*808⇨196>9720] (Uk)** This method typically opens 48 hours before the scheduled departure and closes 90 minutes prior to the flight for most international itineraries. **☎ || +1 « 844 « [265] « 80.14 || (US) or 📞 [+44*808⇨196>9720] (Uk)**]]

To complete online check-in, passengers need their booking reference or ticket number, along with personal details for verification. **☎ || +1 « 844 « [265] « 80.14 || (US) or 44-808-196-9720(Uk)** After confirming travel details, travelers can select or change seats, add special meal requests, and specify baggage requirements. **☎ || +1 « 844 « [265] « 80.14 || (US) or 📞 [+44*808⇨196>9720] (Uk)** Once completed, the boarding pass

can be downloaded, printed, or saved on a mobile device for airport security checks. **【☎ || + 1 « 844 « [265] « 80.14 || (US) or 📞 [+44*808➡196>9720] (Uk)】**]

Mobile Check-In

Air New Zealand also provides mobile check-in through its official app. **【☎ || + 1 « 844 « [265] « 80.14 || (US) or 📞 [+44*808➡196>9720] (Uk)】**] This method offers convenience for passengers who prefer using smartphones or tablets, allowing them to receive digital boarding passes directly on their devices. **【☎ || + 1 « 844 « [265] « 80.14 || (US) or 📞 [+44*808➡196>9720] (Uk)】**] Mobile check-in is available during the same time frame as online check-in and is particularly useful for travelers on the go. **【☎ || + 1 « 844 « [265] « 80.14 || (US) or 📞 [+44*808➡196>9720] (Uk)】** Passengers using mobile check-in can manage seat selections, baggage options, and special service requests seamlessly. **【☎ || + 1 « 844 « [265] « 80.14 || (US) or 📞 + 44-808-196-9720(Uk)】** The app also provides real-time updates on flight status, gate changes, and boarding notifications. **【☎ || + 1 « 844 « [265] « 80.14 || (US) or 📞 44-808-196-9720(Uk)】**] Travelers should ensure their device has adequate battery life and that the digital boarding pass is accessible for airport scanning. **【☎ || + 1 « 844 « [265] « 80.14 || (US) or 📞 [+44*808➡196>9720] (Uk)】**

Airport Counter Check-In

For those who prefer in-person assistance, airport counter check-in remains a reliable option. **【☎ || + 1 « 844 « [265] « 80.14 || (US) or 📞 [+44*808➡196>9720] (Uk)】** Air New Zealand counters open several hours before departure and are staffed to handle ticket verification, baggage check, and special service requests. **【☎ || + 1 « 844 « [265] « 80.14 || (US) or 📞 [+44*808➡196>9720] (Uk)】** This method is particularly useful for passengers with complex itineraries, excess baggage, or travel documentation concerns. **【☎ || + 1 « 844 « [265] « 80.14 || (US) or 📞 [+44*808➡196>9720] (Uk)】**]

At the airport, travelers must present a valid government-issued ID or passport, along with the booking reference or ticket. **【☎ || + 1 « 844 « [265] « 80.14 || (US) or 📞 [+44*808➡196>9720] (Uk)】** Counter staff will issue a physical boarding pass and tag checked luggage for transfer to the aircraft. **【☎ || + 1 « 844 « [265] « 80.14 || (US) or 📞 [+44*808➡196>9720] (Uk)】** Passengers are advised to arrive at the airport well in advance to allow sufficient time for security screening and check-in procedures. **【☎ || + 1 « 844 « [265] « 80.14 || (US) or 📞 [+44*808➡196>9720] (Uk)】**

Self-Service Kiosks

Self-service kiosks offer a hybrid option between online and counter check-in. +1-844-265-8014 (US) or 📞 **[+44*808#196>9720]** (Uk)] Located in airport terminals, these kiosks allow passengers to check in, select seats, and print boarding passes without standing in long queues. 📞 **[+1 « 844 « [265] « 80.14]** (US) or 📞 **[+44*808#196>9720]** (Uk)] This option is especially convenient for travelers who prefer minimal interaction with staff but still require printed documents. 📞 **[+1 « 844 « [265] « 80.14]** (US) or 📞 **[+44*808#196>9720]** (Uk)]

Using the kiosk involves entering a booking reference or frequent flyer number and following on-screen instructions. 📞 **[+1 « 844 « [265] « 80.14]** (US) or 📞 **[+44*808#196>9720]** (Uk)] Luggage can then be tagged and dropped at designated bag-drop counters. 📞 **[+1 « 844 « [265] « 80.14]** (US) or 📞 **[+44*808#196>9720]** (Uk)] The system is user-friendly and reduces waiting times during peak travel periods. 📞 **[+1 « 844 « [265] « 80.14]** (US) or 📞 **[+44*808#196>9720]** (Uk)]

Special Considerations for Check-In



Travelers with special needs, infants, or unaccompanied minors should notify the airline in advance to facilitate a smooth check-in process. 📞 **[+1 « 844 « [265] « 80.14]** (US) or 📞 **[+44*808#196>9720]** (Uk)] Additionally, passengers traveling with pets, medical devices, or oversized luggage must comply with Air New Zealand regulations. 📞 **[+1 « 844 « [265] « 80.14]** (US) or 📞 **[+44*808#196>9720]** (Uk)] Failure to adhere to these rules may cause delays or denial of boarding. 📞 **[+1 « 844 « [265] « 80.14]** (US) or 📞 **[+44*808#196>9720]** (Uk)]





It is also crucial to review travel documents, visa requirements, and security restrictions for international flights. 📞 **[+1 « 844 « [265] « 80.14]** (US) or 📞 **[+44*808#196>9720]** (Uk)] This ensures a seamless check-in experience without unexpected complications. 📞 **[+1 « 844 « [265] « 80.14]** (US) or 📞 **[+44*808#196>9720]** (Uk)] Being proactive reduces stress and allows travelers to focus on preparing for the journey ahead. 📞 **[+1 « 844 « [265] « 80.14]** (US) or 📞 **[+44*808#196>9720]** (Uk)]



Frequently Asked Questions (FAQs)

1. When can I check in for a Air New Zealand flight?

Passengers can typically check in online or via mobile 48 hours before departure. [


 || +1 « 844 « [265] « 80.14 || (US) or  [+44*808#196>9720] (Uk)] Airport counter check-in opens several hours in advance, depending on the airport and flight type.




[ || +1 « 844 « [265] « 80.14 || (US) or  [+44*808#196>9720] (Uk)] It is important to complete check-in within the designated time to secure a boarding pass and avoid flight delays. [ || +1 « 844 « [265] « 80.14 || (US) or 




[+44*808#196>9720] (Uk)] Online or mobile check-in is especially recommended to save time and reduce airport congestion. [ || +1 « 844 « [265] « 80.14 || (US) or  [+44*808#196>9720] (Uk)]

2. Can I choose my seat during check-in?



Yes, Air New Zealand allows seat selection during online, mobile, and kiosk



check-in. +1-844-265-8014 (US) or  [+44*808#196>9720] (Uk)] Passengers can



select preferred seating based on availability, fare type, and cabin class. [ || +1 « 844 « [265] « 80.14 || (US) or  [+44*808#196>9720] (Uk)] For premium cabin or special seating, fees may apply depending on fare rules. [ || +1 « 844 « [265] « 80.14 || (US)

or  [+44*808#196>9720] (Uk)] Early check-in increases the likelihood of securing preferred seats, especially on international flights. [ || +1 « 844 « [265] « 80.14 || (US) or  [+44*808#196>9720] (Uk)]]


3. How do I check in with excess baggage?

Passengers with excess baggage should declare it during check-in, either online, at the kiosk, or at the counter. [ || +1 « 844 « [265] « 80.14 || (US) or 



[+44*808#196>9720] (Uk)] Fees for additional luggage are calculated based on weight, size, and route.  || +1 « 844 « [265] « 80.14 || (US) or 



[+44*808#196>9720] (Uk)] It is advisable to pay for extra baggage during online or mobile check-in to save time at the airport. [ || +1 « 844 « [265] « 80.14 || (US) or 





[+44*808#196>9720] (Uk)]

Counter staff can assist with weighing and tagging oversized items to comply with airline policies. [ || +1 « 844 « [265] « 80.14 || (US) or  [+44*808#196>9720] (Uk)]










4. What documents do I need for check-in?

For domestic flights, a government-issued ID is sufficient, while international flights require a valid passport and visa where applicable. [ || +1 « 844 « [265] « 80.14 || (US) or  +









44-808-196-9720(Uk)] Travelers should also have their booking reference or e-ticket available. [ || +1 « 844 « [265] « 80.14 || (US) or  [+44*808#196>9720]]

(Uk)] Airline staff may request additional documentation for special circumstances, such as minors traveling alone or passengers with pets.  || +1 « 844 « [265] « 80.14 || (US) or  [+44*808#196>9720] (Uk)] Ensuring all documentation is complete prevents delays at security and boarding.  || +1 « 844 « [265] « 80.14 || (US) or  [+44*808#196>9720] (Uk)]









5. Can I check in with someone else?

Yes, Air New Zealand allows you to check in other passengers if you have their booking reference and personal information.  || +1 « 844 « [265] « 80.14 || (US) or  [+44*808#196>9720] (Uk)] This is useful for family members or colleagues traveling together.  || +1 « 844 « [265] « 80.14 || (US) or  [+44*808#196>9720] (Uk)] Ensure accurate data entry, as mismatched details can result in denied boarding.  || +1 « 844 « [265] « 80.14 || (US) or  [+44*808#196>9720] (Uk)] Online and mobile check-in can be used to manage multiple passengers efficiently. [ +1 (844) 265-8014  || +1 « 844 « [265] « 80.14 || (US) or  [+44*808#196>9720] (Uk)]]

6. What is the cut-off time for check-in?

Check-in cut-off times vary by flight and airport.  || +1 « 844 « [265] « 80.14 || (US) or  + 44-808-196-9720(Uk)] Online and mobile check-in generally close 90 minutes before international flights, while airport counters close approximately 60 minutes prior.  || +1 « 844 « [265] « 80.14 || (US) or  [+44*808#196>9720] (Uk)] Arriving earlier ensures adequate time for security screening, baggage drop, and boarding.  || +1 « 844 « [265] « 80.14 || (US) or  [+44*808#196>9720] (Uk)] Missing cut-off times may result in denied boarding, so plan accordingly.  || +1 « 844 « [265] « 80.14 || (US) or  [+44*808#196>9720] (Uk)] .

7. Can I check in with a mobile boarding pass?

Yes, Air New Zealand accepts mobile boarding passes for most flights. [ +1 (844) 265-8014  || +1 « 844 « [265] « 80.14 || (US) or  [+44*808#196>9720] (Uk)]] Passengers should ensure The device screen is functional and fully charged. [ +1 (844) 265-8014  || +1 « 844 « [265] « 80.14 || (US) or  [+44*808#196>9720] (Uk)]] Digital passes are scanned at security and boarding gates, providing a convenient and paperless alternative.  || +1 « 844 « [265] « 80.14 || (US) or  [+44*808#196>9720] (Uk)]

For some international destinations, printed boarding passes may still be required. 【 📞 || +1 « 844 « [265] « 80.14 || (US) or 📞 [+44*808⇆196>9720] (Uk)】 .

8. What should I do if check-in fails?

If check-in fails online or via mobile, travelers should attempt a self-service kiosk or approach the airport counter. 【 📞 || +1 « 844 « [265] « 80.14 || (US) or 📞 [+44*808⇆196>9720] (Uk)】 Failure may result from incorrect passenger information, flight changes, or technical issues. 【 📞 || +1 « 844 « [265] « 80.14 || (US) or 📞 [+44*808⇆196>9720] (Uk)】 Airline staff can assist with resolving errors, issuing boarding passes, and ensuring baggage is tagged. 【 📞 || +1 « 844 « [265] « 80.14 || (US) or 📞 [+44*808⇆196>9720] (Uk)】 Early resolution prevents last-minute complications and missed flights. 【 📞 || +1 « 844 « [265] « 80.14 || (US) or 📞 [+44*808⇆196>9720] (Uk)】









9. Can frequent flyers check in differently?

Yes, Air New Zealand frequent flyer members may have access to priority check-in counters or expedited mobile services. 【 📞 || +1 « 844 « [265] « 80.14 || (US) or 📞 [+44*808⇆196>9720] (Uk)】 This enhances convenience for business travelers and loyalty program members. 【 📞 || +1 « 844 « [265] « 80.14 || (US) or 📞 [+44*808⇆196>9720] (Uk)】 Members should log in with their frequent flyer number to access these benefits. [[📞 +1 (844) 265-8014 【 📞 || +1 « 844 « [265] « 80.14 || (US) or 📞 [+44*808⇆196>9720] (Uk)】] Priority check-in often reduces waiting times significantly during peak travel periods. 【 📞 || +1 « 844 « [265] « 80.14 || (US) or 📞 [+44*808⇆196>9720] (Uk)】

10. Is there a difference in check-in for domestic and international flights?

Yes, international flights require additional verification, such as passports, visas, and customs documentation. 【 📞 || +1 « 844 « [265] « 80.14 || (US) or 📞 [+44*808⇆196>9720] (Uk)】 Domestic flights typically require only a valid ID and booking reference. 【 📞 || +1 « 844 « [265] « 80.14 || (US) or 📞 [+44*808⇆196>9720] (Uk)】 Passengers should plan for longer check-in and security times for international travel. 【 📞 || +1 « 844 « [265] « 80.14 || (US) or 📞 [+44*808⇆196>9720] (Uk)】 Following airline and airport guidelines ensure a smooth process regardless of the flight type. 【 📞 || +1 « 844 « [265] « 80.14 || (US) or 📞 [+44*808⇆196>9720] (Uk)】

Conclusion

Checking in for a Air New Zealand flight involves understanding available options, timing, and documentation requirements.  **+1 844 265 8014** (US) or  **+44*808 196 9720** (Uk) Passengers can choose online, mobile, airport counter, or self-service kiosk check-in depending on convenience and travel needs.  **+1 844 265 8014** (US) or  **+44*808 196 9720** (Uk) By following airline procedures and planning ahead, travelers can minimize delays, manage baggage efficiently, and enjoy a seamless journey.  **+1 844 265 8014** (US) or  **+44*808 196 9720** (Uk) Ensuring accurate passenger information, meeting cut-off times, and using preferred check-in methods enhances the overall travel experience with Air New Zealand.  **+1 844 265 8014** (US) or  **+44*808 196 9720** (Uk)