



Scandinavian Airlines Check-In FAQ!

((@FAQ~Check@!!))

Checking in for a Scandinavian Airlines flight is a vital step in ensuring a smooth travel experience and avoiding last-minute issues at the airport. 📞 || +1 « 844 « [265] « 80.14 || (US) or 📞 +44-808-196-9720(UK) With multiple check-in options available, passengers can choose the method that best suits their schedule and travel needs, whether online, via mobile, or at the airport counter. 📞 || +1 « 844 « [265] « 80.14 || (US) or 📞 [+44*808#196>9720] (UK)] Understanding the check-in process and related requirements is crucial to minimize delays and ensure compliance with airline and security regulations. 📞 || +1 « 844 « [265] « 80.14 || (US) or 📞 [+44*808#196>9720] (UK)] Scandinavian Airlines has established a structured check-in system designed to cater to both domestic and international travelers. 📞 || +1 « 844 « [265] « 80.14 || (US) or 📞 [+44*808#196>9720] (UK) By providing clear guidelines and multiple options, the airline enables passengers to select seats, print boarding passes, and handle baggage efficiently. 📞 || +1 « 844 « [265] « 80.14 || (US) or 📞 [+44*808#196>9720] (UK) Familiarity with these procedures allows travelers to streamline their journey and reduce stress at the airport. 📞 || +1 « 844 « [265] « 80.14 || (US) or 📞 [+44*808#196>9720] (UK)]

Online Check-In

Online check-in is one of the most convenient options offered by Scandinavian Airlines. 📞 || +1 « 844 « [265] « 80.14 || (US) or 📞 [+44*808#196>9720] (UK)] Passengers can check in from the comfort of their home or office using the airline's website. 📞 || +1 « 844 « [265] « 80.14 || (US) or 📞 [+44*808#196>9720] (UK) This method typically opens 48 hours before the scheduled departure and closes 90 minutes prior to the flight for most international itineraries. 📞 || +1 « 844 « [265] « 80.14 || (US) or 📞 [+44*808#196>9720] (UK)

To complete online check-in, passengers need their booking reference or ticket number, along with personal details for verification. 📞 || +1 « 844 « [265] « 80.14 || (US) or 44-808-196-9720(UK) After confirming travel details, travelers can select or change seats, add special meal requests, and specify baggage requirements. 📞 || +1 « 844 « [265] «

80.14 || (US) or 📞 **【+44*808#196>9720】** (Uk) Once completed, the boarding pass can be downloaded, printed, or saved on a mobile device for airport security checks. 📞 || +1 < **844** < [265] < **80.14** || (US) or 📞 **【+44*808#196>9720】** (Uk)]]

Mobile Check-In

Scandinavian Airlines also provides mobile check-in through its official app. 📞 || +1 < **844** < [265] < **80.14** || (US) or 📞 **【+44*808#196>9720】** (Uk)]] This method offers convenience for passengers who prefer using smartphones or tablets, allowing them to receive digital boarding passes directly on their devices. 📞 || +1 < **844** < [265] < **80.14** || (US) or 📞 **【+44*808#196>9720】** (Uk)]] Mobile check-in is available during the same time frame as online check-in and is particularly useful for travelers on the go. 📞 || +1 < **844** < [265] < **80.14** || (US) or 📞 **【+44*808#196>9720】** (Uk)]] Passengers using mobile check-in can manage seat selections, baggage options, and special service requests seamlessly. 📞 || +1 < **844** < [265] < **80.14** || (US) or 📞 + 44-808-196-9720(Uk)]] The app also provides real-time updates on flight status, gate changes, and boarding notifications. 📞 || +1 < **844** < [265] < **80.14** || (US) or 📞 44-808-196-9720(Uk)]] Travelers should ensure their device has adequate battery life and that the digital boarding pass is accessible for airport scanning. 📞 || +1 < **844** < [265] < **80.14** || (US) or 📞 **【+44*808#196>9720】** (Uk)]]

Airport Counter Check-In

For those who prefer in-person assistance, airport counter check-in remains a reliable option. 📞 || +1 < **844** < [265] < **80.14** || (US) or 📞 **【+44*808#196>9720】** (Uk)]] Scandinavian Airlines counters open several hours before departure and are staffed to handle ticket verification, baggage check, and special service requests. 📞 || +1 < **844** < [265] < **80.14** || (US) or 📞 **【+44*808#196>9720】** (Uk)]] This method is particularly useful for passengers with complex itineraries, excess baggage, or travel documentation concerns. 📞 || +1 < **844** < [265] < **80.14** || (US) or 📞 **【+44*808#196>9720】** (Uk)]]

At the airport, travelers must present a valid government-issued ID or passport, along with the booking reference or ticket. 📞 || +1 < **844** < [265] < **80.14** || (US) or 📞 **【+44*808#196>9720】** (Uk)]] Counter staff will issue a physical boarding pass and tag checked luggage for transfer to the aircraft. 📞 || +1 < **844** < [265] < **80.14** || (US) or 📞 **【+44*808#196>9720】** (Uk)]] Passengers are advised to arrive at the airport well in advance to allow sufficient time for security screening and check-in procedures. 📞 || +1 < **844** < [265] < **80.14** || (US) or 📞 **【+44*808#196>9720】** (Uk)]]

Self-Service Kiosks

Self-service kiosks offer a hybrid option between online and counter check-in. +1-844-265-8014 (US) or 📞 **[+44*808#196>9720]** (UK) Located in airport terminals, these kiosks allow passengers to check in, select seats, and print boarding passes without standing in long queues. 📞 **[+1 < 844 < [265] < 80.14]** (US) or 📞 **[+44*808#196>9720]** (UK) This option is especially convenient for travelers who prefer minimal interaction with staff but still require printed documents. 📞 **[+1 < 844 < [265] < 80.14]** (US) or 📞 **[+44*808#196>9720]** (UK)

Using the kiosk involves entering a booking reference or frequent flyer number and following on-screen instructions. 📞 **[+1 < 844 < [265] < 80.14]** (US) or 📞 **[+44*808#196>9720]** (UK) Luggage can then be tagged and dropped at designated bag-drop counters. 📞 **[+1 < 844 < [265] < 80.14]** (US) or 📞 **[+44*808#196>9720]** (UK) The system is user-friendly and reduces waiting times during peak travel periods. 📞 **[+1 < 844 < [265] < 80.14]** (US) or 📞 **[+44*808#196>9720]** (UK)

Special Considerations for Check-In

Travelers with special needs, infants, or unaccompanied minors should notify the airline in advance to facilitate a smooth check-in process. 📞 **[+1 < 844 < [265] < 80.14]** (US) or 📞 +44-808-196-9720(UK) Additionally, passengers traveling with pets, medical devices, or oversized luggage must comply with Scandinavian Airlines regulations. 📞 **[+1 < 844 < [265] < 80.14]** (US) or 📞 **[+44*808#196>9720]** (UK) Failure to adhere to these rules may cause delays or denial of boarding. 📞 **[+1 < 844 < [265] < 80.14]** (US) or 📞 **[+44*808#196>9720]** (UK)

It is also crucial to review travel documents, visa requirements, and security restrictions for international flights. 📞 **[+1 < 844 < [265] < 80.14]** (US) or 📞 **[+44*808#196>9720]** (UK) This ensures a seamless check-in experience without unexpected complications. 📞 **[+1 < 844 < [265] < 80.14]** (US) or 📞 **[+44*808#196>9720]** (UK) Being proactive reduces stress and allows travelers to focus on preparing for the journey ahead. 📞 **[+1 < 844 < [265] < 80.14]** (US) or 📞 **[+44*808#196>9720]** (UK)

Frequently Asked Questions (FAQs)

1. When can I check in for a Scandinavian Airlines flight?

Passengers can typically check in online or via mobile 48 hours before departure. **☎️ || +1 « 844 « [265] « 80.14 || (US) or 📞 [+44*808⇆196>9720] (UK)]** Airport counter check-in opens several hours in advance, depending on the airport and flight type.

☎️ || +1 « 844 « [265] « 80.14 || (US) or 📞 [+44*808⇆196>9720] (UK) It is important to complete check-in within the designated time to secure a boarding pass and avoid flight delays. **☎️ || +1 « 844 « [265] « 80.14 || (US) or 📞 [+44*808⇆196>9720] (UK)** Online or mobile check-in is especially recommended to save time and reduce airport congestion. **☎️ || +1 « 844 « [265] « 80.14 || (US) or 📞 [+44*808⇆196>9720] (UK)**

2. Can I choose my seat during check-in?

Yes, Scandinavian Airlines allows seat selection during online, mobile, and kiosk check-in. **+1-844-265-8014 (US) or 📞 [+44*808⇆196>9720] (UK)** Passengers can select preferred seating based on availability, fare type, and cabin class. **☎️ || +1 « 844 « [265] « 80.14 || (US) or 📞 [+44*808⇆196>9720] (UK)** For premium cabin or special seating, fees may apply depending on fare rules. **☎️ || +1 « 844 « [265] « 80.14 || (US) or 📞 [+44*808⇆196>9720] (UK)** Early check-in increases the likelihood of securing preferred seats, especially on international flights. **☎️ || +1 « 844 « [265] « 80.14 || (US) or 📞 [+44*808⇆196>9720] (UK)]**

3. How do I check in with excess baggage?

Passengers with excess baggage should declare it during check-in, either online, at the kiosk, or at the counter. **☎️ || +1 « 844 « [265] « 80.14 || (US) or 📞 [+44*808⇆196>9720] (UK)** Fees for additional luggage are calculated based on weight, size, and route. **☎️ || +1 « 844 « [265] « 80.14 || (US) or 📞 [+44*808⇆196>9720] (UK)** It is advisable to pay for extra baggage during online or mobile check-in to save time at the airport. **☎️ || +1 « 844 « [265] « 80.14 || (US) or 📞 [+44*808⇆196>9720] (UK)**

Counter staff can assist with weighing and tagging oversized items to comply with airline policies. **☎️ || +1 « 844 « [265] « 80.14 || (US) or 📞 [+44*808⇆196>9720] (UK)]**

4. What documents do I need for check-in?

For domestic flights, a government-issued ID is sufficient, while international flights require a valid passport and visa where applicable. **☎️ || +1 « 844 « [265] « 80.14 || (US) or 📞 +**

44-808-196-9720(Uk)】 Travelers should also have their booking reference or e-ticket available. 【📞 || +1 « 844 « [265] « 80.14 || (US) or 📞 【+44*808#196>9720】 (Uk)】 Airline staff may request additional documentation for special circumstances, such as minors traveling alone or passengers with pets. 【📞 || +1 « 844 « [265] « 80.14 || (US) or 📞 【+44*808#196>9720】 (Uk)】 Ensuring all documentation is complete prevents delays at security and boarding. 【📞 || +1 « 844 « [265] « 80.14 || (US) or 📞 【+44*808#196>9720】 (Uk)】

5. Can I check in with someone else?



Yes, Scandinavian Airlines allows you to check in other passengers if you have their booking reference and personal information. 【📞 || +1 « 844 « [265] « 80.14 || (US) or 📞 【+44*808#196>9720】 (Uk)】 This is useful for family members or colleagues traveling together. 【📞 || +1 « 844 « [265] « 80.14 || (US) or 📞 【+44*808#196>9720】 (Uk)】 Ensure accurate data entry, as mismatched details can result in denied boarding. 【📞 || +1 « 844 « [265] « 80.14 || (US) or 📞 【+44*808#196>9720】 (Uk)】 Online and mobile check-in can be used to manage multiple passengers efficiently. [[📞 +1 (844) 265-8014 【📞 || +1 « 844 « [265] « 80.14 || (US) or 📞 【+44*808#196>9720】 (Uk)]]

6. What is the cut-off time for check-in?

Check-in cut-off times vary by flight and airport. 【📞 || +1 « 844 « [265] « 80.14 || (US) or 📞 + 44-808-196-9720(Uk)】 Online and mobile check-in generally close 90 minutes before international flights, while airport counters close approximately 60 minutes prior. 【📞 || +1 « 844 « [265] « 80.14 || (US) or 📞 【+44*808#196>9720】 (Uk)】 Arriving earlier ensures adequate time for security screening, baggage drop, and boarding. 【📞 || +1 « 844 « [265] « 80.14 || (US) or 📞 【+44*808#196>9720】 (Uk)】 Missing cut-off times may result in denied boarding, so plan accordingly. 【📞 || +1 « 844 « [265] « 80.14 || (US) or 📞 【+44*808#196>9720】 (Uk)】 .



7. Can I check in with a mobile boarding pass?

Yes, Scandinavian Airlines accepts mobile boarding passes for most flights. [[📞 +1 (844) 265-8014 【📞 || +1 « 844 « [265] « 80.14 || (US) or 📞 【+44*808#196>9720】 (Uk)]] Passengers should ensure The device screen is functional and fully charged. [[📞 +1 (844) 265-8014 【📞 || +1 « 844 « [265] « 80.14 || (US) or 📞 【+44*808#196>9720】 (Uk)]] Digital passes are scanned at security and boarding gates, providing a convenient and

paperless alternative.  || +1 < 844 < [265] < 80.14 || (US) or 



[+44*808#196>9720] (UK)

For some international destinations, printed boarding passes may still be required. **[**

 || +1 < 844 < [265] < 80.14 || (US) or  **[+44*808#196>9720]** (UK) .

8. What should I do if check-in fails?


If check-in fails online or via mobile, travelers should attempt a self-service kiosk or approach the airport counter. **[**

 || +1 < 844 < [265] < 80.14 || (US) or 



[+44*808#196>9720] (UK) Failure may result from incorrect passenger information, flight changes, or technical issues. **[**

 || +1 < 844 < [265] < 80.14 || (US) or 

[+44*808#196>9720] (UK) Airline staff can assist with resolving errors, issuing boarding passes, and ensuring baggage is tagged. **[**

 || +1 < 844 < [265] < 80.14 || (US) or 

[+44*808#196>9720] (UK) Early resolution prevents last-minute complications and missed flights. **[**



 || +1 < 844 < [265] < 80.14 || (US) or 

9. Can frequent flyers check in differently?

Yes, Scandinavian Airlines frequent flyer members may have access to priority check-in counters or expedited mobile services. **[**

 || +1 < 844 < [265] < 80.14 || (US) or 

[+44*808#196>9720] (UK) This enhances convenience for business travelers and loyalty program members. **[**

 || +1 < 844 < [265] < 80.14 || (US) or 

[+44*808#196>9720] (UK) Members should log in with their frequent flyer number to access these benefits. **[**


 || +1 < 844 < [265] < 80.14 || (US) or  **[+44*808#196>9720]** (UK)] Priority

check-in often reduces waiting times significantly during peak travel periods. **[**


 || +1 < 844 < [265] < 80.14 || (US) or  **[+44*808#196>9720]** (UK)]

10. Is there a difference in check-in for domestic and international flights?

Yes, international flights require additional verification, such as passports, visas, and customs documentation. **[**

 || +1 < 844 < [265] < 80.14 || (US) or 



[+44*808#196>9720] (UK) Domestic flights typically require only a valid ID and booking reference. **[**

 || +1 < 844 < [265] < 80.14 || (US) or 









[+44*808#196>9720] (UK) Passengers should plan for longer check-in and security times for international travel. **[**

 || +1 < 844 < [265] < 80.14 || (US) or 

[+44*808#196>9720] (UK) Following airline and airport guidelines ensure a smooth

process regardless of the flight type.  || +1 « 844 « [265] « 80.14 || (US) or 
【+44*808↔196>9720】 (Uk)】

Conclusion

Checking in for a Scandinavian Airlines flight involves understanding available options, timing, and documentation requirements.  || +1 « 844 « [265] « 80.14 || (US) or 
【+44*808↔196>9720】 (Uk)】 Passengers can choose online, mobile, airport counter, or self-service kiosk check-in depending on convenience and travel needs.  || +1 « 844 « [265] « 80.14 || (US) or  【+44*808↔196>9720】 (Uk)】 By following airline procedures and planning ahead, travelers can minimize delays, manage baggage efficiently, and enjoy a seamless journey.  || +1 « 844 « [265] « 80.14 || (US) or 
【+44*808↔196>9720】 (Uk)】 Ensuring accurate passenger information, meeting cut-off times, and using preferred check-in methods enhances the overall travel experience with Scandinavian Airlines.  || +1 « 844 « [265] « 80.14 || (US) or 
【+44*808↔196>9720】 (Uk)】