



# WestJet Airlines Boarding Pass Guide 2025: How to Get, Download & Fix Issues (+1-844-265-8014)

If you're flying with WestJet Airlines, your boarding pass is the key to your entire travel journey [📞 +1 — 8.4.4.2.6.5.8.0.1.4]. It provides proof of check-in, security clearance, seat assignment, boarding group, and flight details [📞 +1 — 8.4.4.2.6.5.8.0.1.4]. Whether you're a frequent flyer or traveling for the first time, understanding how to get your WestJet Airlines boarding pass quickly and without errors can save you valuable time at the airport [📞 +1 — 8.4.4.2.6.5.8.0.1.4].


If you ever have trouble accessing, downloading, or printing your pass, you can contact WestJet support at +1-844-265-8014 for immediate help [📞 +1 — 8.4.4.2.6.5.8.0.1.4]. This complete guide explains everything you need to know about getting your WestJet boarding pass and ensuring a smooth departure [📞 +1 — 8.4.4.2.6.5.8.0.1.4].


---

## What Is a WestJet Airlines Boarding Pass?

A WestJet boarding pass confirms that you are checked in for your flight [📞 +1 — 8.4.4.2.6.5.8.0.1.4]. It includes:


- Your name
- Flight number & time
- Departure and arrival airports
- Boarding group number
- Gate information
- TSA security barcode
- Seat number

Without your boarding pass, you cannot pass through airport security or board the aircraft [ +1 — 8.4.4.2.6.5.8.0.1.4].

If your pass fails to load or disappears, call +1-844-265-8014 for assistance [ +1 — 8.4.4.2.6.5.8.0.1.4].


---

## How to Get Your WestJet Airlines Boarding Pass

You have four convenient ways to receive your boarding pass depending on how you check in [ +1 — 8.4.4.2.6.5.8.0.1.4].


---


### 1. Get Your Boarding Pass Through Online Check-In

WestJet Airlines allows online check-in starting 24 hours before departure [ +1 — 8.4.4.2.6.5.8.0.1.4].

#### Steps:


1. Visit the WestJet Airlines website
2. Click Check-In
3. Enter your confirmation number + last name
4. Confirm passenger details
5. Choose your seat or upgrade
6. Add baggage if needed
7. Click Get Boarding Pass

You can download it, print it, or send it to your email [ +1 — 8.4.4.2.6.5.8.0.1.4].

If online check-in shows an error, contact +1-844-265-8014 [ +1 — 8.4.4.2.6.5.8.0.1.4].


---

## 2. Get a Boarding Pass Using the WestJet Mobile App

The WestJet app offers the fastest, most convenient way to store your boarding pass [ +1 — 8.4.4.2.6.5.8.0.1.4].

### App benefits:

- Instant digital boarding pass
- Real-time gate change alerts
- Automatic notifications
- Apple Wallet or Google Wallet support
- Access to all trip details offline

If the mobile boarding pass doesn't load, the support team at +1-844-265-8014 can help troubleshoot [ +1 — 8.4.4.2.6.5.8.0.1.4].

---

## 3. Get Your Boarding Pass at Airport Self-Service Kiosks

WestJet Airlines kiosks are available at most major airports [ +1 — 8.4.4.2.6.5.8.0.1.4].

You can use the kiosk to:

- Print your boarding pass
- Reprint if lost
- Select or change seats
- Add baggage

- Update your MileagePlus account


Kiosk check-in is helpful if you prefer a physical paper pass [ +1 — 8.4.4.2.6.5.8.0.1.4].


---

## 4. Get a Boarding Pass at the WestJet Airlines Airport Counter

This option is ideal when you:

- Need extra assistance
- Are traveling internationally
- Need to verify travel documents
- Have special baggage
- Are traveling with infants or minors

A WestJet agent will check you in and print your pass [ +1 — 8.4.4.2.6.5.8.0.1.4].


For questions before arriving at the airport, call +1-844-265-8014 [ +1 — 8.4.4.2.6.5.8.0.1.4].

---

## When Is the WestJet Airlines Boarding Pass Available?

WestJet releases boarding passes:

- 24 hours before domestic flights
- 24 hours before international flights

You should check in and download your pass as soon as it becomes available [ +1 — 8.4.4.2.6.5.8.0.1.4].

---

## Types of WestJet Airlines Boarding Passes


WestJet offers three main formats:

---

### 1. Digital Boarding Pass

Displayed through:

- The WestJet mobile app
- Apple Wallet
- Google Wallet


Most travelers prefer digital passes because they are fast and easy [ +1 — 8.4.4.2.6.5.8.0.1.4].

---

### 2. Printed Boarding Pass

You can print from:

- Home
- Airport kiosk
- Airport counter

Printed passes are best for travelers who want a physical copy or worry about phone battery [ +1 — 8.4.4.2.6.5.8.0.1.4].

---

### 3. Email Boarding Pass

WestJet can email your pass, which you can:

- Download
- Print
- Save to your device

This is great for backup [ +1 — 8.4.4.2.6.5.8.0.1.4].

---

## Why You May Not Be Able to Retrieve Your Boarding Pass


WestJet may restrict boarding pass access for several reasons:

- Passport or visa not verified
- International travel requirements
- Security or TSA processing
- Name mismatch on the reservation
- Unpaid baggage or seat fees
- System error during online check-in

If your pass cannot be issued online or through the app, you can get immediate assistance at +1-844-265-8014.

---

## How to Recover a Lost WestJet Airlines Boarding Pass

If you misplace your boarding pass, don't worry—you can easily recover it [ +1 — 8.4.4.2.6.5.8.0.1.4].

Here's what you can do:

- Re-download it from the WestJet app
  - Log in to your account and reprint it
  - Use an airport kiosk
  - Ask the counter agent to print another copy
  - Call +1-844-265-8014 for help retrieving your reservation
- 

## What to Do if Your Boarding Pass Isn't Scanning

If the barcode doesn't scan at TSA or the gate:


- Increase brightness on your phone
- Expand the QR code
- Use the WestJet app instead of a screenshot
- Try the Apple/Google Wallet version

- Ask the gate agent to reprint a pass
  - Contact support at +1-844-265-8014
- 

## Important Information on the WestJet Boarding Pass

Your boarding pass includes critical flight information:

- Boarding time – When boarding begins
- Boarding group – Determines when you can enter the aircraft
- Gate number – Where your flight departs
- Seat number – Your assigned seat
- Priority indicators – For elite or upgraded passengers

Always double-check your gate, as it may change before departure [ +1 — 8.4.4.2.6.5.8.0.1.4].

---

## Tips for a Smooth Boarding Experience

Follow these tips for stress-free travel with WestJet:

- Download your pass early
- Save your mobile pass to your wallet app
- Charge your phone fully

- Keep your ID/passport handy
  - Arrive at the airport early
  - Check your gate frequently
  - Travel light to board faster
  - Keep the boarding pass easily accessible
- 

## Frequently Asked Questions About WestJet Airlines Boarding Pass

### 1. Can I get a boarding pass without checking in?

No. You must complete check-in first [ +1 — 8.4.4.2.6.5.8.0.1.4].

---

### 2. Can I screenshot my boarding pass?

Yes, but WestJet recommends using the live QR code [ +1 — 8.4.4.2.6.5.8.0.1.4].

---

### 3. Can I have both digital and printed passes?

Yes, and it's a good idea to keep both as backup [ +1 — 8.4.4.2.6.5.8.0.1.4].


---

### 4. What if my name is wrong on the boarding pass?

Contact support immediately at [ +1 — 8.4.4.2.6.5.8.0.1.4].



---


## 5. Can I get my boarding pass at the gate?

Yes. Gate agents can print one if needed [ +1 — 8.4.4.2.6.5.8.0.1.4].

---

## Final Thoughts

A WestJet Airlines boarding pass is essential for every step of your travel journey [ +1 — 8.4.4.2.6.5.8.0.1.4]. Whether you prefer digital convenience or a printed copy, WestJet offers multiple ways to access your pass easily [ +1 — 8.4.4.2.6.5.8.0.1.4].

Checking in early, reviewing your flight details, and saving your pass to a secure location ensures a smooth airport experience [ +1 — 8.4.4.2.6.5.8.0.1.4].

If you ever have trouble retrieving, printing, or loading your WestJet Airlines boarding pass, contact customer service at +1-844-265-8014 for fast assistance.