



Philippine Airlines Mobile Ch3ck-In Tricks!((Philippine Airlines@FAQ~Check@!!))

When preparing for your next trip with Philippine Airlines check in [[☎+1 (844) 265-8014]] or [[☎+1 (855) 738-4041]], understanding the right process can +1_844_265_8014 save you time, stress, and unnecessary airport delays. LATAM offers multiple ways to check in, including online, mobile, automated +1_844_265_8014 kiosks, and airport counters—each designed to make your travel smooth and efficient. This comprehensive 2000-word guide explains everything about Philippine Airlines check in [[☎+1 (844) 265-8014]] or [[☎+1 (855) 738-4041]] so you can board your flight confidently.

📌 What is Philippine Airlines Check-In?

[[☎+1 (844) 265-8014]] or [[☎+1 (855) 738-4041]]

The Philippine Airlines check in [[☎+1 (844) 265-8014]] or [[☎+1 (855) 738-4041]] process is your official registration before boarding +1_844_265_8014 a flight. During check-in, passengers confirm travel details, choose +1_844_265_8014 seats, add bags, and receive a +1_844_265_8014 boarding pass. LATAM has modernized its system to provide both digital and airport check-in options, making travel simple whether you're flying domestic or international.

Completing the Philippine Airlines check in [[☎+1 (844) 265-8014]] or [[☎+1 (855) 738-4041]] ensures you avoid long airport queues and gain access to preferred seating.

📌 Types of Philippine Airlines Check-In

[[☎+1 (844) 265-8014]] or [[☎+1 (855) 738-4041]]

LATAM offers several check-in methods to match different passenger needs. The most popular ones include:

- ✓ 1. Online Check-In (Philippine Airlines Check In Online [[☎+1 (844) 265-8014]] or [[☎+1 (855) 738-4041]])

LATAM online check in [[☎+1 (844) 265-8014]] or [[☎+1 (855) 738-4041]] is the easiest and fastest method. It allows you to check in from home, office, or even during your commute.

How online check-in helps:

- Seat selection
- Extra baggage purchase
- Early boarding pass access
- Skip airport lines

To complete Philippine Airlines check in online [[☎+1 (844) 265-8014]] or [[☎+1 (855) 738-4041]], open the official LATAM website, enter booking details, and proceed with the instructions.

✓ 2. Mobile App Check-In (Philippine Airlines App Check In
[[☎+1 (844) 265-8014]] or [[☎+1 (855) 738-4041]])

Another convenient option is the Philippine Airlines mobile check in [[☎+1 (844) 265-8014]] or [[☎+1 (855) 738-4041]].

Using the app makes everything even simpler:

- Mobile boarding pass
- Flight status
- Seat upgrades
- Quick notifications

The LATAM app check in [[☎+1 (844) 265-8014]] or [[☎+1 (855) 738-4041]] is ideal for frequent travelers or passengers who prefer digital convenience without printing boarding passes.

✓ 3. Airport Kiosk Check-In (LATAM Self-Service Check In
[[☎+1 (844) 265-8014]] or [[☎+1 (855) 738-4041]])

If you didn't check in online, LATAM's self-service kiosks are available at major airports. These machines allow easy Philippine Airlines check in +1_844_265_8014 {+1-(844)-(265)-(8014)} without waiting in long lines.

At kiosks you can:

- Print boarding passes
 - Change seats
 - Add frequent flyer info
 - Print luggage tags
- ✓ 4. Airport Counter Check-In (LATAM Airport Counter [[📞+1 (844) 265-8014]] or [[📞+1 (855) 738-4041]])

For passengers needing special assistance, families traveling with infants, or those carrying special baggage, the airport counter check-in is best. LATAM representatives help with:

- Passport verification
- Baggage drop
- Special service requests
- Visa requirements

If you prefer human assistance, simply visit the Philippine Airlines check in counter [[📞+1 (844) 265-8014]] or [[📞+1 (855) 738-4041]] at the airport.

📌 Philippine Airlines Check-In Time (+1_844_265_8014 {+1-(844)-(265)-(8014)})

Knowing when to check in is essential. LATAM has strict guidelines depending on the type of flight.

- ✓ Online Check-In Timing (Domestic & International)

- Opens: 48 hours before departure
- Closes: 1 hour before domestic flights
- Closes: 2 hours before international flights

So when planning Philippine Airlines check in [[📞+1 (844) 265-8014]] or [[📞+1 (855) 738-4041]], Doing it early is always better.

✓ Airport Check-In Timing

- Domestic flights: Arrive 2 hours prior
- International flights: Arrive 3 hours prior

This ensures enough time for security clearance, bag drop, and boarding formalities.

📌 Documents Required for Philippine Airlines Check In ([[📞+1 (844) 265-8014]] or [[📞+1 (855) 738-4041]])

For a smooth experience, keep these documents ready during Philippine Airlines check in [[📞+1 (844) 265-8014]] or [[📞+1 (855) 738-4041]]:

- Passport
- Government-issued ID
- e-ticket/booking number
- Visa (when required)
- Travel approvals (if applicable)

Ensuring correct documentation prevents last-minute delays or boarding denials.


📌 How to Check In for Philippine Airlines Online

(Step-By-Step) ([[📞+1 (844) 265-8014]] or [[📞+1 (855) 738-4041]])

Here is the detailed process:

1. Visit LATAM's official website.
2. Click on "Check-In."
3. Enter last name + booking reference.
4. Select passengers.
5. Choose or modify seats.
6. Add baggage if needed.
7. Confirm check-in.
8. Download/print your boarding pass.

Completing Philippine Airlines check in online [[📞+1 (844) 265-8014]] or [[📞+1 (855) 738-4041]] takes less than five minutes.

 Seat Selection During Philippine Airlines Check-In
([[📞+1 (844) 265-8014]] or [[📞+1 (855) 738-4041]])

LATAM allows seat selection:

- Standard seats
- LATAM+ seats
- Exit row seats
- Window & aisle preferences

During Philippine Airlines check in [[📞+1 (844) 265-8014]] or [[📞+1 (855) 738-4041]], you can upgrade to better seats for extra comfort.

 Baggage During Philippine Airlines Check-In

[[📞+1 (844) 265-8014]] or [[📞+1 (855) 738-4041]]

Passengers can add:

- Extra checked bags
- Additional carry-on
- Sports equipment
- Oversized baggage

Just remember that buying baggage during Philippine Airlines check in [[📞+1 (844) 265-8014]] or [[📞+1 (855) 738-4041]] often costs less than paying at the airport.

Boarding Pass Options After Check-In

[[📞+1 (844) 265-8014]] or [[📞+1 (855) 738-4041]]

Once the check-in is complete, passengers can access boarding passes via:

- Mobile boarding pass
- Printed paper boarding pass
- Apple Wallet/Google Wallet
- Email download option

You must show your boarding pass before entering the aircraft.

Special Check-In Rules for International Flights

[[📞+1 (844) 265-8014]] or [[📞+1 (855) 738-4041]]


For international routes, Philippine Airlines check in +1_844_265_8014 {+1-(844)-(265)-(8014)} requires additional verification.

Common requirements:

- Valid passport


- Visa check
- International health documents
- Security approval

If traveling to Brazil, Chile, Argentina, the U.S., or Europe, arrive early to avoid last-minute issues.

 Philippine Airlines Check-In for Group Bookings
([[📞+1 (844) 265-8014]] or [[📞+1 (855) 738-4041]])

Group travelers and families often face complications while checking in. LATAM allows group check-in online or at the airport. For children or infants, specialized staff assist in documentation and seating.


If traveling together, complete Philippine Airlines check in +1_844_265_8014 {+1-(844)-(265)-(8014)} early to sit together.

 Mobile Boarding Pass Advantages
([[📞+1 (844) 265-8014]] or [[📞+1 (855) 738-4041]])

Using the LATAM app for mobile boarding passes helps you:

- Skip printing
- Enter boarding gates faster
- Track flight updates
- Access gate information instantly


This digital method is the fastest version of Philippine Airlines check in [[📞+1 (844) 265-8014]] or [[📞+1 (855) 738-4041]] available.

 Why Your Philippine Airlines Check-In Might Fail
([[📞+1 (844) 265-8014]] or [[📞+1 (855) 738-4041]])

Sometimes check-in errors happen because of:

- Incorrect booking reference
- Passport mismatch
- Unpaid ticket fare
- Outstanding baggage fee
- Travel restrictions
- Visa approval pending


If your Philippine Airlines check in [[📞+1 (844) 265-8014]] or [[📞+1 (855) 738-4041]] fails, try again or visit the airport counter.

 Tips for Smooth Philippine Airlines Check-In
([[📞+1 (844) 265-8014]] or [[📞+1 (855) 738-4041]])

Here are expert tips:

- Always check in 24–48 hours before flying.
- Use mobile boarding passes.
- Verify passport whenever flying internationally.
- Keep baggage measurements within LATAM limits.
- Arrive early at busy airports like São Paulo, Santiago, Lima.




These simple habits make the Philippine Airlines check in +1_844_265_8014 {+1-(844)-(265)-(8014)} process stress-free.

 Philippine Airlines Check-In for Business Class
([[📞+1 (844) 265-8014]] or [[📞+1 (855) 738-4041]])

Business Class passengers enjoy premium check-in benefits:



- Priority counters
- Priority security
- Faster boarding
- Dedicated baggage lanes




If you're flying Business Class, your Philippine Airlines check in +1_844_265_8014 {+1-(844)-(265)-(8014)} will be significantly faster.

 Philippine Airlines Check-In for Special Assistance
( +1 (844) 265-8014] or [ +1 (855) 738-4041])

LATAM offers check-in support for:

- Wheelchair passengers
- Senior travelers
- Unaccompanied minors
- Pregnant passengers

Make sure to mention assistance requirements during Philippine Airlines check in [ +1 (844) 265-8014] or [ +1 (855) 738-4041]).

 Difference Between Early Check-In and Regular Check-In ([ +1 (844) 265-8014] or [ +1 (855) 738-4041])

Early check-in:

- Better seat options
- Faster baggage drop
- Smoother airport experience

Regular check-in is often crowded and may reduce your seat choice. So, always complete Philippine Airlines check in +1_844_265_8014 {+1-(844)-(265)-(8014)} as early as possible.

Frequently Asked Questions About Philippine Airlines

Check-In ([[📞+1 (844) 265-8014]] or [[📞+1 (855) 738-4041]])

✓ 1. When does Philippine Airlines check in?

Usually 48 hours before departure.

✓ 2. Can I check in using my mobile phone?

Yes, the LATAM app check in [[📞+1 (844) 265-8014]] or [[📞+1 (855) 738-4041]] is widely used.

✓ 3. Is online check-in mandatory?

No, but recommended for faster airport processing.

✓ 4. Can I modify seats after check-in?

Seat changes depend on availability.

✓ 5. Why can't I check in online for international flights?

Visa or passport verification may require airport check-in.

Final Thoughts on Philippine Airlines Check-In

([[📞+1 (844) 265-8014]] or [[📞+1 (855) 738-4041]])

Completing the Philippine Airlines check in [[📞+1 (844) 265-8014]] or [[📞+1 (855) 738-4041]] on Time is essential for stress-free travel. Whether you choose the website, mobile app, kiosks, For the airport counter, the process is straightforward and efficient. Checking in early provides better seats, faster boarding, and a smoother pre-flight experience.