



# Thai Airways Check-In FAQ! ((@FAQ~Check@!!))

Checking in for a Thai Airways flight is a vital step in ensuring a smooth travel experience and avoiding last-minute issues at the airport. **☎ || +1 < 844 < [265] < 80.14 || (US) or 📞 +44-808-196-9720(Uk)** With multiple check-in options available, passengers can choose the method that best suits their schedule and travel needs, whether online, via mobile, or at the airport counter. **☎ || +1 < 844 < [265] < 80.14 || (US) or 📞 [+44\*808#196>9720] (Uk)** Understanding the check-in process and related requirements is crucial to minimize delays and ensure compliance with airline and security regulations. **☎ || +1 < 844 < [265] < 80.14 || (US) or 📞 [+44\*808#196>9720] (Uk)** Thai Airways has established a structured check-in system designed to cater to both domestic and international travelers. **☎ || +1 < 844 < [265] < 80.14 || (US) or 📞 [+44\*808#196>9720] (Uk)** By providing clear guidelines and multiple options, the airline enables passengers to select seats, print boarding passes, and handle baggage efficiently. **☎ || +1 < 844 < [265] < 80.14 || (US) or 📞 [+44\*808#196>9720] (Uk)** Familiarity with these procedures allows travelers to streamline their journey and reduce stress at the airport. **☎ || +1 < 844 < [265] < 80.14 || (US) or 📞 [+44\*808#196>9720] (Uk) ]**

## Online Check-In

Online check-in is one of the most convenient options offered by Thai Airways. **☎ || +1 < 844 < [265] < 80.14 || (US) or 📞 [+44\*808#196>9720] (Uk)** Passengers can check in from the comfort of their home or office using the airline's website. **☎ || +1 < 844 < [265] < 80.14 || (US) or 📞 [+44\*808#196>9720] (Uk)** This method typically opens 48 hours before the scheduled departure and closes 90 minutes prior to the flight for most international itineraries. **☎ || +1 < 844 < [265] < 80.14 || (US) or 📞 [+44\*808#196>9720] (Uk)**

To complete online check-in, passengers need their booking reference or ticket number, along with personal details for verification. **☎ || +1 < 844 < [265] < 80.14 || (US) or 44-808-196-9720(Uk)** After confirming travel details, travelers can select or change seats, add special meal requests, and specify baggage requirements. **☎ || +1 < 844 < [265] < 80.14 || (US) or 📞 [+44\*808#196>9720] (Uk)** Once completed, the boarding pass

can be downloaded, printed, or saved on a mobile device for airport security checks. **☎ || +1 « 844 « [265] « 80.14 || (US) or ☎ [+44\*808#196>9720] (UK)]**

## Mobile Check-In

Thai Airways also provides mobile check-in through its official app. **☎ || +1 « 844 « [265] « 80.14 || (US) or ☎ [+44\*808#196>9720] (UK)]** This method offers convenience for passengers who prefer using smartphones or tablets, allowing them to receive digital boarding passes directly on their devices. **☎ || +1 « 844 « [265] « 80.14 || (US) or ☎**

**[+44\*808#196>9720] (UK)]** Mobile check-in is available during the same time frame as online check-in and is particularly useful for travelers on the go. **☎ || +1 « 844 « [265] « 80.14 || (US) or ☎ [+44\*808#196>9720] (UK)]** Passengers using mobile check-in can manage seat selections, baggage

options, and special service requests seamlessly. **☎ || +1 « 844 « [265] « 80.14 || (US) or ☎ +**

**44-808-196-9720(UK)]** The app also provides real-time updates on flight status, gate changes, and boarding notifications. **☎ || +1 « 844 « [265] « 80.14 || (US) or ☎ 44-808-196-9720(UK)]** Travelers should ensure their device has adequate battery life and that the digital boarding pass is accessible for airport scanning. **☎ || +1 « 844 « [265] « 80.14 || (US) or ☎ [+44\*808#196>9720] (UK)]**

## Airport Counter Check-In

For those who prefer in-person assistance, airport counter check-in remains a reliable option. **☎ || +1 « 844 « [265] « 80.14 || (US) or ☎ [+44\*808#196>9720] (UK)]** Thai Airways counters open several hours before departure and are staffed to handle ticket verification, baggage check, and special service requests. **☎ || +1 « 844 « [265] « 80.14 || (US) or ☎ [+44\*808#196>9720] (UK)]** This method is particularly useful for passengers with complex itineraries, excess baggage, or travel documentation concerns. **☎ || +1 « 844 « [265] « 80.14 || (US) or ☎ [+44\*808#196>9720] (UK)]**

At the airport, travelers must present a valid government-issued ID or passport, along with the booking reference or ticket. **☎ || +1 « 844 « [265] « 80.14 || (US) or ☎**

**[+44\*808#196>9720] (UK)]** Counter staff will issue a physical boarding pass and tag checked luggage for transfer to the aircraft. **☎ || +1 « 844 « [265] « 80.14 || (US) or ☎**

**[+44\*808#196>9720] (UK)]** Passengers are advised to arrive at the airport well in advance to allow sufficient time for security screening and check-in procedures. **☎ || +1 « 844 « [265] « 80.14 || (US) or ☎ [+44\*808#196>9720] (UK)]**

## Self-Service Kiosks

Self-service kiosks offer a hybrid option between online and counter check-in. +1-844-265-8014 (US) or 📞 **【+44\*808#196>9720】** (Uk)] Located in airport terminals, these kiosks allow passengers to check in, select seats, and print boarding passes without standing in long queues. 📞 **【+1 < 844 < [265] < 80.14 || (US) or 📞 **【+44\*808#196>9720】** (Uk)]**

This option is especially convenient for travelers who prefer minimal interaction with staff but still require printed documents. 📞 **【+1 < 844 < [265] < 80.14 || (US) or 📞 **【+44\*808#196>9720】** (Uk)]**

Using the kiosk involves entering a booking reference or frequent flyer number and following on-screen instructions. 📞 **【+1 < 844 < [265] < 80.14 || (US) or 📞 **【+44\*808#196>9720】** (Uk)]**

Luggage can then be tagged and dropped at designated bag-drop counters. 📞 **【+1 < 844 < [265] < 80.14 || (US) or 📞 **【+44\*808#196>9720】** (Uk)]**

The system is user-friendly and reduces waiting times during peak travel periods. 📞 **【+1 < 844 < [265] < 80.14 || (US) or 📞 **【+44\*808#196>9720】** (Uk)]**

## Special Considerations for Check-In

Travelers with special needs, infants, or unaccompanied minors should notify the airline in advance to facilitate a smooth check-in process. 📞 **【+1 < 844 < [265] < 80.14 || (US) or 📞 +44-808-196-9720(Uk)]**

Additionally, passengers traveling with pets, medical devices, or oversized luggage must comply with Thai Airways regulations. 📞 **【+1 < 844 < [265] < 80.14 || (US) or 📞 **【+44\*808#196>9720】** (Uk)]**

Failure to adhere to these rules may cause delays or denial of boarding. 📞 **【+1 < 844 < [265] < 80.14 || (US) or 📞 **【+44\*808#196>9720】** (Uk)]**

It is also crucial to review travel documents, visa requirements, and security restrictions for international flights. 📞 **【+1 < 844 < [265] < 80.14 || (US) or 📞 **【+44\*808#196>9720】** (Uk)]**

This ensures a seamless check-in experience without unexpected complications. 📞 **【+1 < 844 < [265] < 80.14 || (US) or 📞 **【+44\*808#196>9720】** (Uk)]**

Being proactive reduces stress and allows travelers to focus on preparing for the journey ahead. 📞 **【+1 < 844 < [265] < 80.14 || (US) or 📞 **【+44\*808#196>9720】** (Uk)]**

## Frequently Asked Questions (FAQs)

1. When can I check in for a Thai Airways flight?

Passengers can typically check in online or via mobile 48 hours before departure. 【

☎ || +1 « 844 « [265] « 80.14 || (US) or 📞 [+44\*808#196>9720] (Uk)】 Airport counter check-in opens several hours in advance, depending on the airport and flight type.

【☎ || +1 « 844 « [265] « 80.14 || (US) or 📞 [+44\*808#196>9720] (Uk)】 It is important to complete check-in within the designated time to secure a boarding pass and avoid flight delays. 【☎ || +1 « 844 « [265] « 80.14 || (US) or 📞

【+44\*808#196>9720] (Uk)】 Online or mobile check-in is especially recommended to save time and reduce airport congestion. 【☎ || +1 « 844 « [265] « 80.14 || (US) or 📞 [+44\*808#196>9720] (Uk)】

## 2. Can I choose my seat during check-in?

Yes, Thai Airways allows seat selection during online, mobile, and kiosk

check-in.+1-844-265-8014 (US) or 📞 [+44\*808#196>9720] (Uk)】 Passengers can

select preferred seating based on availability, fare type, and cabin class. 【☎ || +1 « 844 « [265] « 80.14 || (US) or 📞 [+44\*808#196>9720] (Uk)】 For premium cabin or special

seating, fees may apply depending on fare rules. 【☎ || +1 « 844 « [265] « 80.14 || (US)

or 📞 [+44\*808#196>9720] (Uk)】 Early check-in increases the likelihood of securing

preferred seats, especially on international flights. 【☎ || +1 « 844 « [265] « 80.14 || (US)

or 📞 [+44\*808#196>9720] (Uk)】

## 3. How do I check in with excess baggage?

Passengers with excess baggage should declare it during check-in, either online, at the kiosk, or at the counter. 【☎ || +1 « 844 « [265] « 80.14 || (US) or 📞

【+44\*808#196>9720] (Uk)】 Fees for additional luggage are calculated based on weight, size, and route. ☎ || +1 « 844 « [265] « 80.14 || (US) or 📞

【+44\*808#196>9720] (Uk)】 It is advisable to pay for extra baggage during online or mobile check-in to save time at the airport. 【☎ || +1 « 844 « [265] « 80.14 || (US) or 📞

【+44\*808#196>9720] (Uk)】

Counter staff can assist with weighing and tagging oversized items to comply with airline

policies. 【☎ || +1 « 844 « [265] « 80.14 || (US) or 📞 [+44\*808#196>9720] (Uk)】

## 4. What documents do I need for check-in?

For domestic flights, a government-issued ID is sufficient, while international flights require a valid passport and visa where applicable. 【☎ || +1 « 844 « [265] « 80.14 || (US) or 📞 +

44-808-196-9720(Uk)】 Travelers should also have their booking reference or e-ticket

available. 【☎ || +1 « 844 « [265] « 80.14 || (US) or 📞 [+44\*808#196>9720] (Uk)】

(Uk)】 Airline staff may request additional documentation for special circumstances, such as minors traveling alone or passengers with pets. 【☎ || +1 « 844 « [265] « 80.14 || (US) or 📞 【+44\*808#196>9720】 (Uk)】 Ensuring all documentation is complete prevents delays at security and boarding. 【☎ || +1 « 844 « [265] « 80.14 || (US) or 📞 【+44\*808#196>9720】 (Uk)】

#### 5. Can I check in with someone else?

Yes, Thai Airways allows you to check in other passengers if you have their booking reference and personal information. 【☎ || +1 « 844 « [265] « 80.14 || (US) or 📞 【+44\*808#196>9720】 (Uk)】 This is useful for family members or colleagues traveling together. 【☎ || +1 « 844 « [265] « 80.14 || (US) or 📞 【+44\*808#196>9720】 (Uk)】 Ensure accurate data entry, as mismatched details can result in denied boarding. 【☎ || +1 « 844 « [265] « 80.14 || (US) or 📞 【+44\*808#196>9720】 (Uk)】 Online and mobile check-in can be used to manage multiple passengers efficiently. [[📞 +1 (844) 265-8014 【☎ || +1 « 844 « [265] « 80.14 || (US) or 📞 【+44\*808#196>9720】 (Uk)】]

#### 6. What is the cut-off time for check-in?

Check-in cut-off times vary by flight and airport. 【☎ || +1 « 844 « [265] « 80.14 || (US) or 📞 + 44-808-196-9720(Uk)】 Online and mobile check-in generally close 90 minutes before international flights, while airport counters close approximately 60 minutes prior. 【☎ || +1 « 844 « [265] « 80.14 || (US) or 📞 【+44\*808#196>9720】 (Uk)】 Arriving earlier ensures adequate time for security screening, baggage drop, and boarding. 【☎ || +1 « 844 « [265] « 80.14 || (US) or 📞 【+44\*808#196>9720】 (Uk)】 Missing cut-off times may result in denied boarding, so plan accordingly. 【☎ || +1 « 844 « [265] « 80.14 || (US) or 📞 【+44\*808#196>9720】 (Uk)】 .

#### 7. Can I check in with a mobile boarding pass?

Yes, Thai Airways accepts mobile boarding passes for most flights. [[📞 +1 (844) 265-8014 【☎ || +1 « 844 « [265] « 80.14 || (US) or 📞 【+44\*808#196>9720】 (Uk)】] Passengers should ensure The device screen is functional and fully charged. [[📞 +1 (844) 265-8014 【☎ || +1 « 844 « [265] « 80.14 || (US) or 📞 【+44\*808#196>9720】 (Uk)】] Digital passes are scanned at security and boarding gates, providing a convenient and paperless alternative. 【☎ || +1 « 844 « [265] « 80.14 || (US) or 📞 【+44\*808#196>9720】 (Uk)】

For some international destinations, printed boarding passes may still be required. 【 📞 || +1 « 844 « [265] « 80.14 || (US) or 📞 【+44\*808⇨196>9720】 (UK)】 .

## 8. What should I do if check-in fails?

If check-in fails online or via mobile, travelers should attempt a self-service kiosk or approach the airport counter. 【 📞 || +1 « 844 « [265] « 80.14 || (US) or 📞 【+44\*808⇨196>9720】 (UK)】 Failure may result from incorrect passenger information, flight changes, or technical issues. 【 📞 || +1 « 844 « [265] « 80.14 || (US) or 📞 【+44\*808⇨196>9720】 (UK)】 Airline staff can assist with resolving errors, issuing boarding passes, and ensuring baggage is tagged. 【 📞 || +1 « 844 « [265] « 80.14 || (US) or 📞 【+44\*808⇨196>9720】 (UK)】 Early resolution prevents last-minute complications and missed flights. 【 📞 || +1 « 844 « [265] « 80.14 || (US) or 📞 【+44\*808⇨196>9720】 (UK)】



## 9. Can frequent flyers check in differently?





Yes, Thai Airways frequent flyer members may have access to priority check-in counters or expedited mobile services. 【 📞 || +1 « 844 « [265] « 80.14 || (US) or 📞 【+44\*808⇨196>9720】 (UK)】 This enhances convenience for business travelers and loyalty program members. 【 📞 || +1 « 844 « [265] « 80.14 || (US) or 📞 【+44\*808⇨196>9720】 (UK)】 Members should log in with their frequent flyer number to access these benefits. 【 📞 +1 (844) 265-8014 【 📞 || +1 « 844 « [265] « 80.14 || (US) or 📞 【+44\*808⇨196>9720】 (UK)】 Priority check-in often reduces waiting times significantly during peak travel periods. 【 📞 || +1 « 844 « [265] « 80.14 || (US) or 📞 【+44\*808⇨196>9720】 (UK)】



## 10. Is there a difference in check-in for domestic and international flights?

Yes, international flights require additional verification, such as passports, visas, and customs documentation. 【 📞 || +1 « 844 « [265] « 80.14 || (US) or 📞 【+44\*808⇨196>9720】 (UK)】 Domestic flights typically require only a valid ID and booking reference. 【 📞 || +1 « 844 « [265] « 80.14 || (US) or 📞 【+44\*808⇨196>9720】 (UK)】 Passengers should plan for longer check-in and security times for international travel. 【 📞 || +1 « 844 « [265] « 80.14 || (US) or 📞 【+44\*808⇨196>9720】 (UK)】 Following airline and airport guidelines ensure a smooth process regardless of the flight type. 【 📞 || +1 « 844 « [265] « 80.14 || (US) or 📞 【+44\*808⇨196>9720】 (UK)】

## Conclusion

Checking in for a Thai Airways flight involves understanding available options, timing, and documentation requirements.  || +1 « 844 « [265] « 80.14 || (US) or 

**【+44\*808#196>9720】 (Uk)** Passengers can choose online, mobile, airport counter, or self-service kiosk check-in depending on convenience and travel needs.  || +1 « 844 « [265] « 80.14 || (US) or  **【+44\*808#196>9720】 (Uk)** By following airline procedures and planning ahead, travelers can minimize delays, manage baggage efficiently, and enjoy a seamless journey.  || +1 « 844 « [265] « 80.14 || (US) or 

**【+44\*808#196>9720】 (Uk)** Ensuring accurate passenger information, meeting cut-off times, and using preferred check-in methods enhances the overall travel experience with Thai Airways.  || +1 « 844 « [265] « 80.14 || (US) or  **【+44\*808#196>9720】 (Uk)**