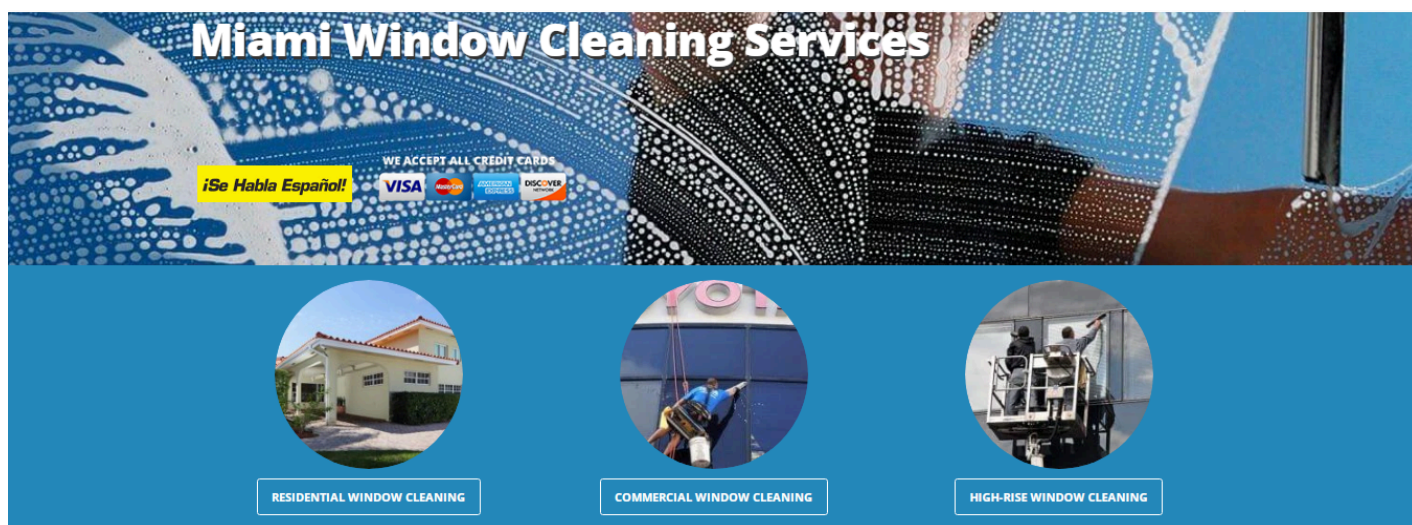




DIY Window Cleaning Tips: Separating What Works from What Falls Short

[Keeping windows spotless](#) can be tricky, especially when aiming for a crystal-clear, streak-free finish. While the internet is full of DIY hacks claiming to make window cleaning a breeze, not all of them live up to the hype. In this guide, we'll break down popular DIY window cleaning techniques—highlighting what really works, what doesn't, and why trusting a professional service like [Klean Windows Miami](#) can save you time, effort, and ensure gleaming results every time.



Proven DIY Window Cleaning Methods

Vinegar and Water Blend: The Eco-Friendly Go-To

- **How It Helps:** Vinegar, a natural and widely loved cleaner, has an acidic quality that helps dissolve grime and mineral buildup on glass.
- **Easy Application:** Combine equal parts of white vinegar and water in a spray bottle. Spray the solution on the window and use a microfiber or lint-free cloth to wipe clean. For stubborn stains, let the mixture sit a few minutes before wiping.
- **Benefits:** This mixture is both affordable and eco-friendly, breaking down grease and dirt effectively without harmful chemicals.
- **Potential Drawbacks:** Vinegar has a strong smell that some may find unpleasant, and it may struggle to clean heavy soil or hard water stains effectively.

Mild Dish Soap Mixture: A Simple, Effective Choice

- **How It Works:** Dish soap, known for its grease-fighting properties, is gentle enough for windows while tough on stubborn grime.
- **Steps to Use:** Add a few drops of dish soap to a bucket of warm water. Use a soft sponge or cloth to wash the window, and follow up with a squeegee to remove the soapy water.


- **Why It's Great:** Dish soap is affordable, easy to use, and effectively cuts through dirt.
- **Watch Out For:** Too much soap can leave residue, creating streaks if not thoroughly rinsed.

Squeegee Technique: Professional-Level Results at Home

- **How It Works:** Squeegees are specifically designed to remove excess water and soap without streaks, making them a top choice for professionals.
- **Using It Effectively:** After applying your cleaning solution, use a squeegee in a top-to-bottom or side-to-side motion, wiping the blade between each pass.
- **Advantages:** This method ensures a streak-free finish and speeds up the drying process.
- **Limitations:** Squeegees can be challenging to use on smaller or divided windows. High-quality squeegees are also essential for optimal results.

Specializing in Residential & Commercial Window Cleaning. Call us today for an immediate no-obligation quote! No job is too big or small.

(786) 528-8342



Microfiber Cloth Finish: The Secret to a Clear Shine

- **How It Helps:** Microfiber cloths trap dust, dirt, and moisture, making them perfect for a polished finish.
- **Using It Right:** After cleaning, use a dry microfiber cloth to buff the glass until it shines.
- **Why It Works:** These cloths are gentle on glass and help achieve a streak-free shine.
- **Considerations:** Microfiber cloths must be washed regularly for continued effectiveness and can leave streaks if they're dirty.

DIY Window Cleaning Hacks That Miss the Mark

Newspaper: Once a Favorite, Now a Faux Pas

- **Why It Falls Short:** While newspaper was once popular, modern inks can smudge, leaving ink or residue on windows. It also deteriorates easily when wet.
- **Better Choice:** Opt for a microfiber cloth or lint-free towel, which is more effective and leaves no ink.

Paper Towels: A Recipe for Lint and Streaks

- **Why It's Ineffective:** Paper towels tend to leave lint on windows, creating a streaky appearance. They're also not durable, making it tough to achieve a polished look.
- **Better Alternative:** Use lint-free cloths or microfiber towels to avoid leaving residue or streaks.

Rubbing Alcohol Alone: Strong but Problematic

- **Why It Doesn't Work Alone:** Although rubbing alcohol is effective for spot-cleaning, it evaporates too quickly, which can lead to streaks. It's also too strong for large surfaces and can damage certain frames.
- **Alternative Approach:** Use rubbing alcohol in a diluted mix with water or vinegar for better results on larger surfaces.

Cleaning Windows on Sunny Days: Avoid the Heat

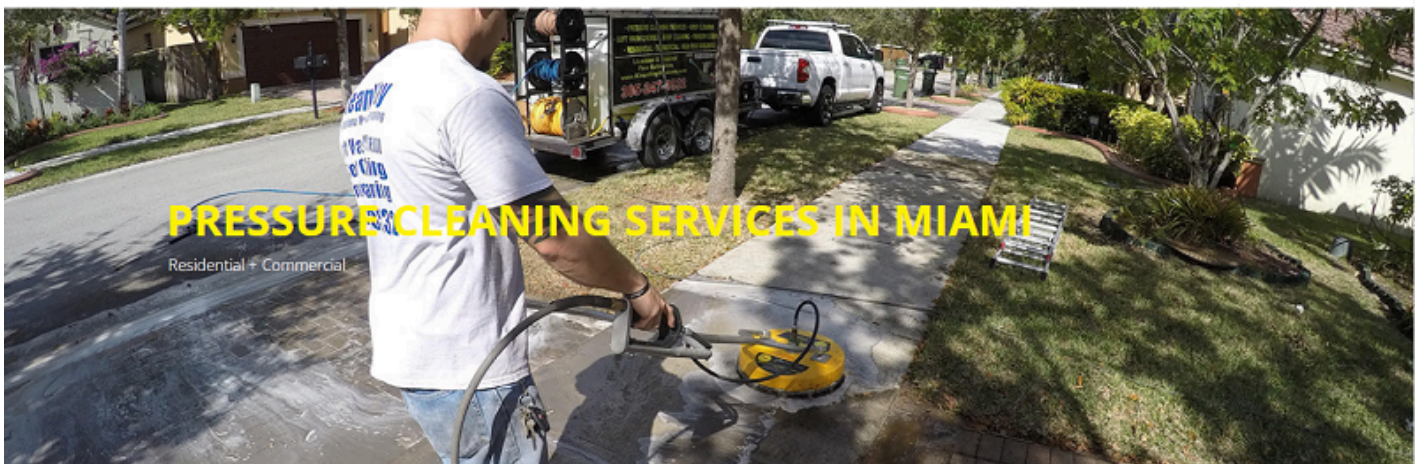
- **Why It's a Bad Idea:** Cleaning windows on a hot, sunny day causes the solution to dry quickly, leading to streaks. Sunlight can also highlight any imperfections on the glass.
- **Optimal Conditions:** Choose an overcast day or clean windows in the early morning or evening for a smoother, streak-free finish.

Why Klean Windows Miami Outshines DIY

While DIY methods are suitable for routine maintenance, professional window cleaning by Klean Windows Miami offers numerous advantages that can't be matched by DIY solutions. Here's why Klean Windows Miami is the top choice for ensuring your windows sparkle:

Cutting-Edge Tools and Professional Techniques

Klean Windows Miami utilizes professional-grade equipment that provides superior results to standard DIY tools. Their team is trained to clean a variety of windows, including double-pane, tinted, and high-rise, ensuring every job is completed to the highest standard.



Knowledge and Expertise That Make a Difference

With extensive experience in window cleaning, Klean Windows Miami's technicians are experts in addressing different types of windows, cleaning products, and even specific weather conditions in

Miami. They tailor their approach to meet each client's unique needs, delivering streak-free, polished windows every time.

Ensuring Safety and Efficiency for Your Peace of Mind

Cleaning large or high-up windows can be risky without the right tools and skills. Klean Windows Miami's professionals use specialized equipment and safety gear, making the process safe, efficient, and stress-free. They can handle residential and commercial properties alike, no matter the size or complexity.

Eco-Friendly Cleaning for a Healthier Home

Klean Windows Miami is committed to sustainability, using eco-friendly products that protect both the environment and indoor air quality. These products tackle grime and buildup without harming window frames or delicate surfaces, providing a deep clean that's also safe.

Results That Last

DIY cleaning often requires frequent touch-ups, as streaks and spots can quickly reappear. Klean Windows Miami's advanced cleaning techniques help your windows stay clear and bright for longer. Their expert service boosts curb appeal and creates a welcoming atmosphere that lasts.

Conclusion

DIY window cleaning can provide decent results for regular upkeep, but if you're seeking a flawless, lasting shine, professional services from Klean Windows Miami are the ultimate choice. With a combination of expertise, top-notch tools, and eco-friendly products, they set the standard as Southern Florida's #1 window cleaning company. Whether it's for a seasonal refresh or a thorough clean before a big event, [Klean Windows Miami](#) makes window cleaning effortless and rewarding, saving you time and ensuring safe, superior results.