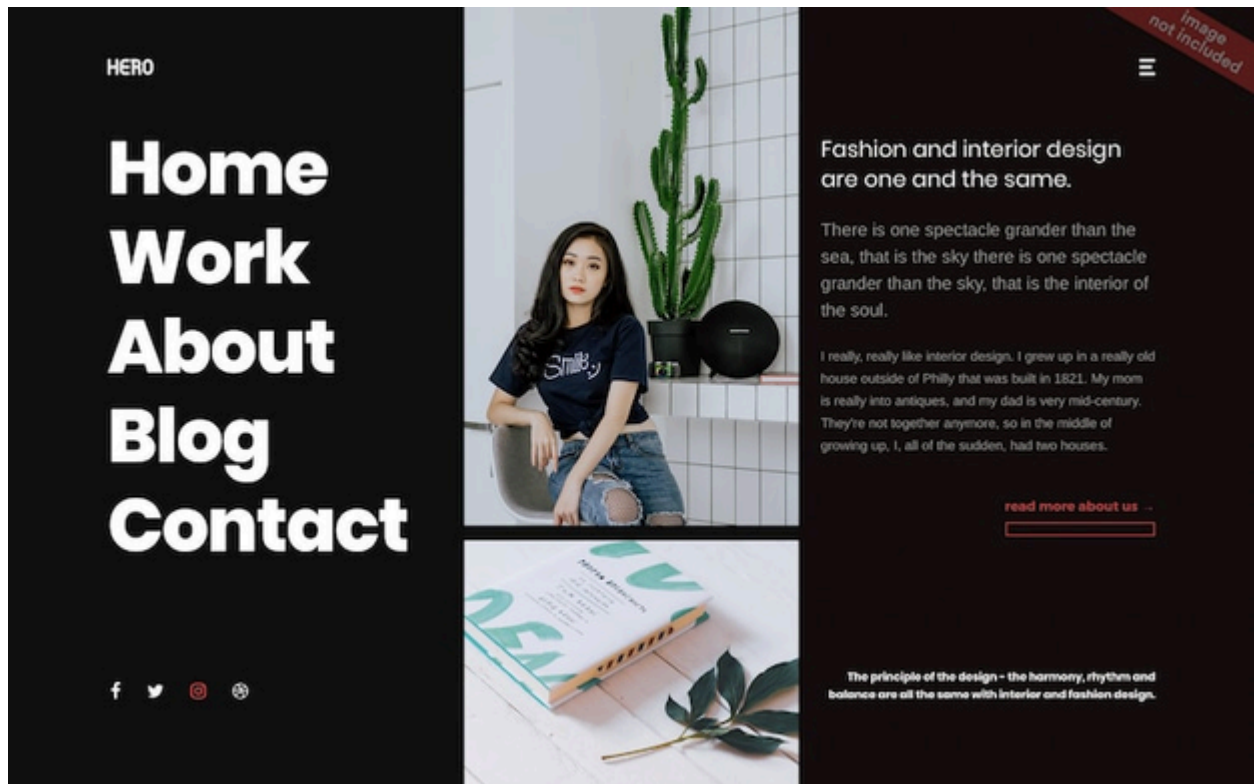




7 Unique WordPress Single Post Templates for a Professional Blog Look



Are you looking to find the perfect WordPress single post templates to elevate your blog or niche website? This guide will walk you through everything you need to know about single post templates and how they can transform your website into a visually stunning and user-friendly platform. Whether you wish to highlight a featured article, make a one-of-a-kind product review layout or distinguish posts depending upon categories or even [custom post types in WordPress](#) single post templates present the facility of designing and rendering custom experiences.

WordPress Single Post Templates provide an effective way to customize the appearance and structure of individual posts. By default, WordPress uses a general template to display all posts, but single post templates allow you to design unique layouts for specific posts or categories without altering the rest of your website. This level of flexibility is essential for enhancing the user experience and presenting different types of content in an engaging and functional manner.

Why Use WordPress Single Post Templates?

Single post templates offer a wide range of benefits, including:

1. **Enhanced Visual Appeal:**

- Create unique layouts for different types of posts, such as product reviews, tutorials, or interviews.
- Highlight key elements like images, ratings, or call-to-action buttons in a way that complements the content.

2. **Improved User Experience:**

- Cater to specific user needs with tailored features like expandable sections for guides or RSVP forms for events.
- Make content more accessible and engaging by structuring it for optimal readability.

3. **Better SEO and Performance:**

- Optimize specific post types with tailored heading structures, metadata, and schema markup.
- Use lightweight templates for simpler posts to improve loading speed and overall performance.
- Performance can be improved by using the [best WordPress SEO Plugins](#) and creating lightweight templates for simpler posts, which load faster and enhance the overall user experience.

4. **Content-Type Specific Design:**

- Differentiate between various post types, such as articles, portfolios, or testimonials, with unique designs.
- Showcase content in a way that aligns with its purpose, ensuring consistency and professionalism.

5. **Efficient Content Management:**

- Streamline publishing workflows by predefining layouts for specific content types.
- Save time and effort for content creators while maintaining a cohesive design throughout the site.

What is a Single Post Template in WordPress?

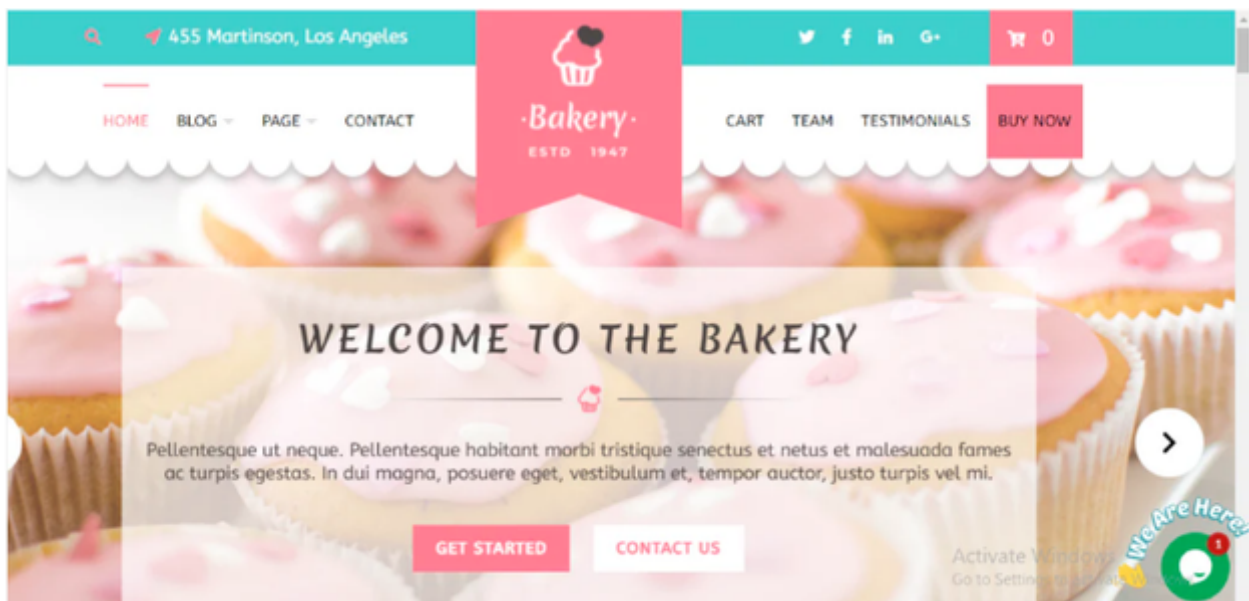
A WordPress single post template is a custom layout specifically designed for individual blog posts. These templates allow you to change the appearance of specific posts while keeping the rest of your website intact. Let's break it down:

- **Default Single Post Template:**
 - WordPress uses a standard template file called `single.php` to display all blog posts. This file determines the basic structure, including the header, footer, sidebar, and content area.
- **Custom Single Post Templates:**
 - You can create custom templates to give specific posts or categories a unique look. For example:
 - Interviews: Use a layout with distinct sections for questions and answers.
 - Product Reviews: Add features like star ratings, pros and cons lists, and call-to-action buttons.
 - Tutorials: Incorporate code blocks, expandable sections, or step-by-step visuals.

Best WordPress Themes with Single Post Templates

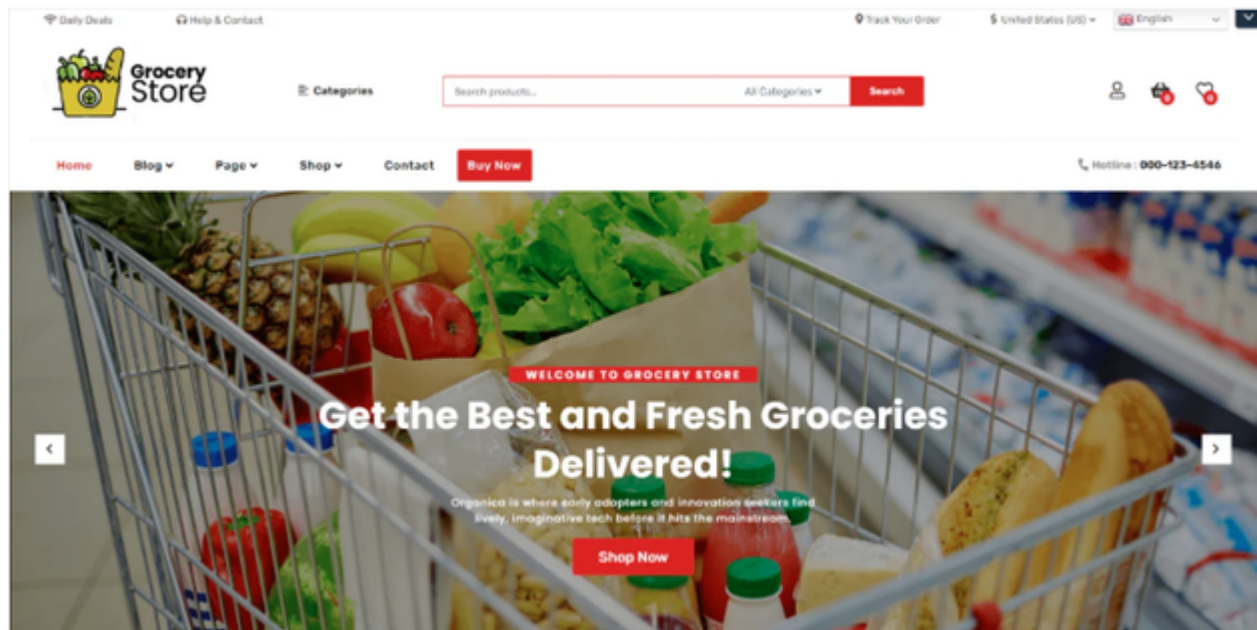
Here are some of the most versatile WordPress themes that come with exceptional single post templates:

1. Bakery WordPress Theme



- **Highlights:**
 - Bright and colorful design with a retina-ready single post template.
 - Customizable layout, responsive design, and integrated social media icons.
 - Perfect for bakery blogs, recipes, and food-related posts.

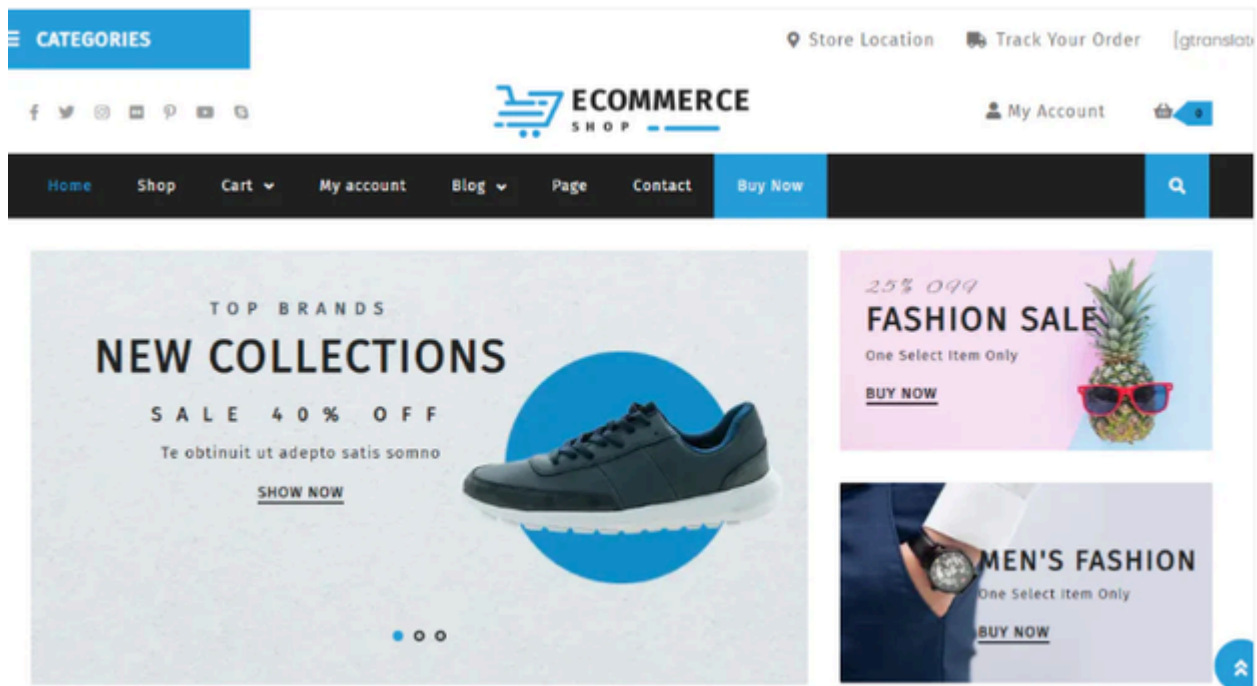
2. Grocery Store WordPress Theme



- **Highlights:**

- Creative transitions and elegant typography.
- Organized sections with a clean layout.
- Ideal for grocery store blogs and online shopping guides.

3. WordPress E-commerce Theme

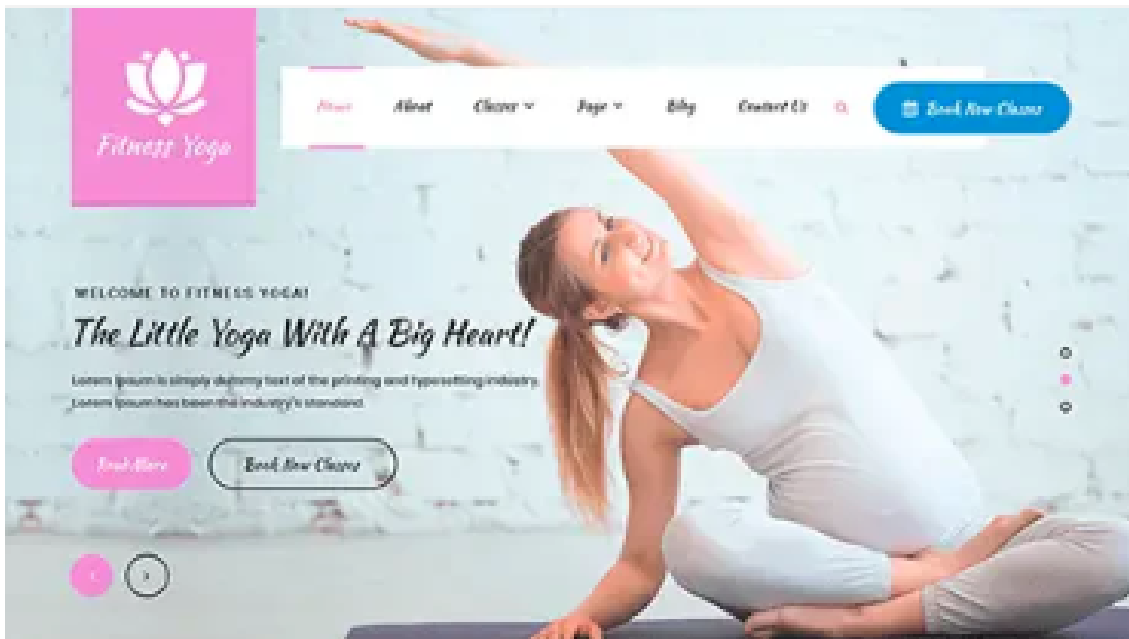


- **Highlights:**

- Sleek and simple design optimized for e-commerce posts.
- Innovative header with search panels and drop-down menus.

- Social media integration for seamless sharing.

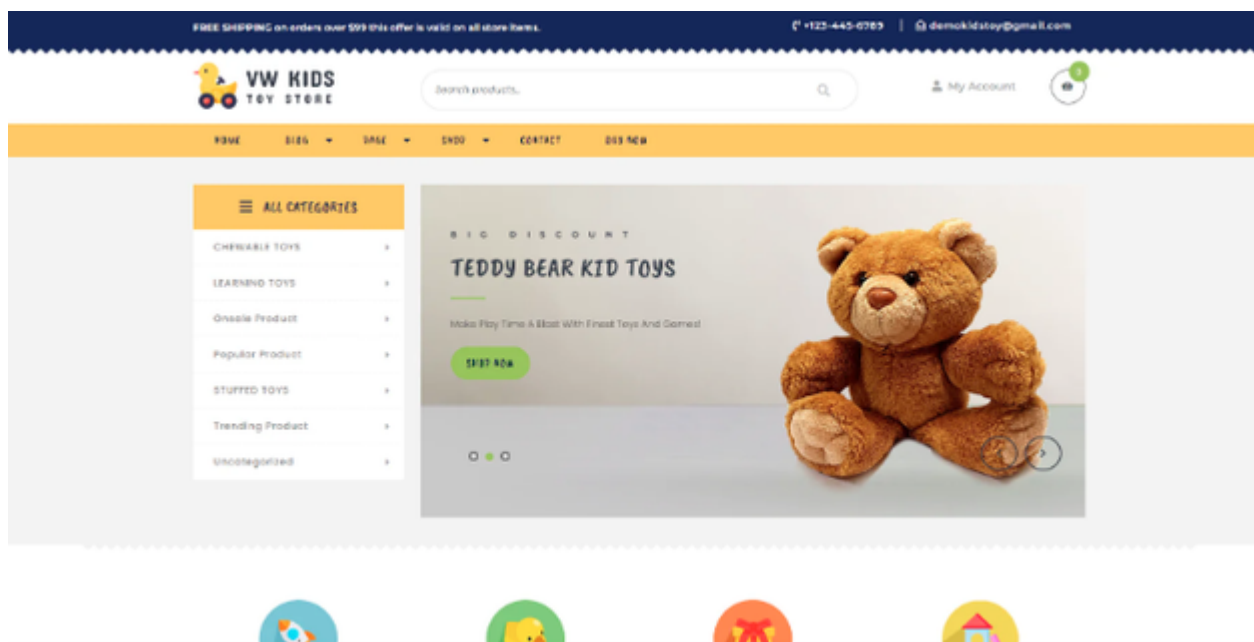
4. Yoga WordPress Theme



- **Highlights:**

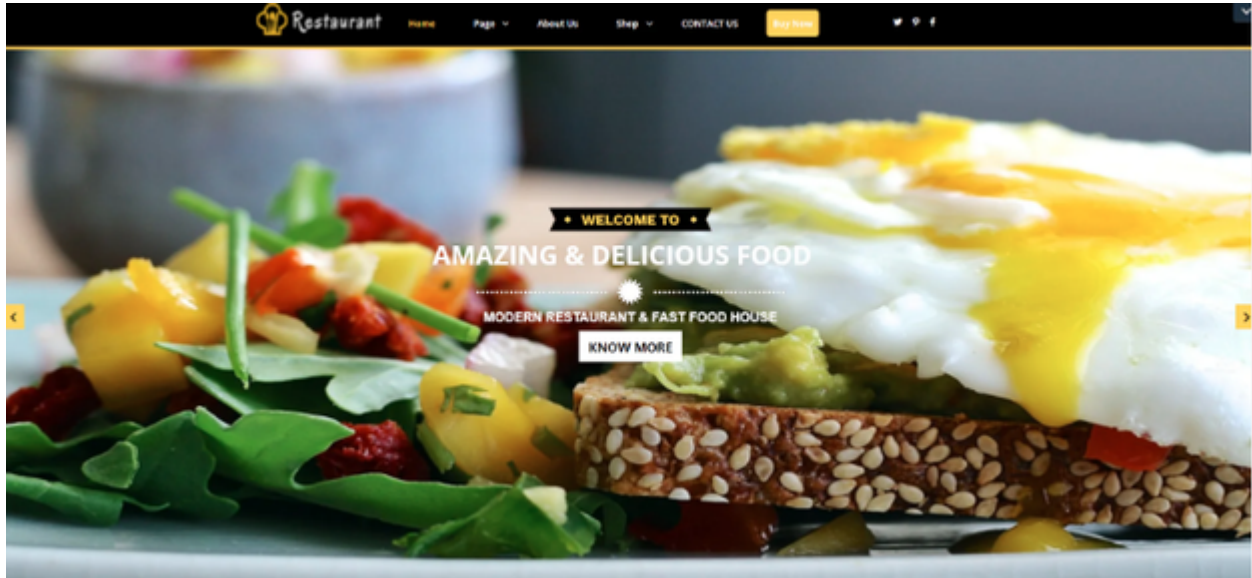
- Minimalistic design with sophisticated typography.
- Ideal for yoga instructors, wellness bloggers, and fitness enthusiasts.
- Responsive layout with integrated social media features.

5. VW Kids Store WordPress Theme



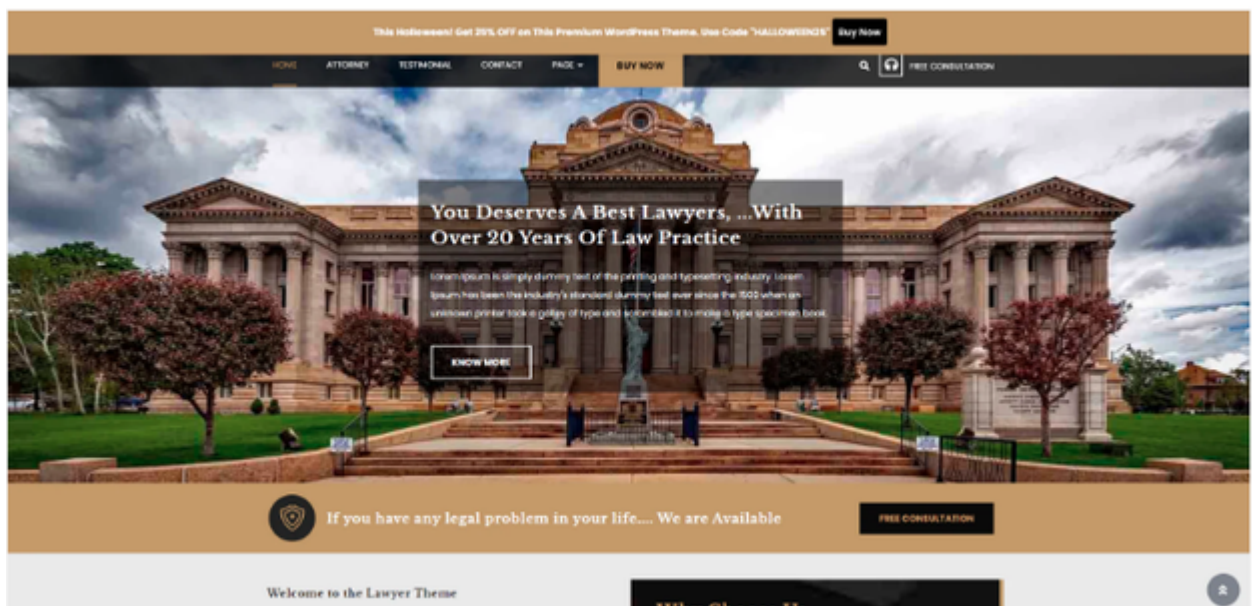
- **Highlights:**
 - Colorful and playful design tailored for kids' blogs and products.
 - Clean and responsive layout with interactive features.
 - Easy navigation with well-structured sections.

6. Restaurant WordPress Theme



- **Highlights:**
 - Classy and professional design for food-related posts.
 - Responsive layout with a focus on imagery and content hierarchy.
 - Ideal for restaurants, cafes, and food delivery services.

7. Premium Lawyer WordPress Theme



- **Highlights:**
 - Sophisticated design with a professional look.

- Perfect for law firms, legal advisors, and corporate blogs.
- Responsive and optimized for content readability.

How to Create a Custom Single Post Template in WordPress

Creating a custom single post template involves using the WordPress template hierarchy. Here's a simple guide:

1. Identify the Post Type:

- Determine whether you need a template for a specific post, category, or custom post type.

2. Create a New Template File:

- Duplicate the `single.php` file and rename it (e.g., `single-product.php`).

3. Edit the Template File:

- Customize the layout using HTML, CSS, and PHP to match your design requirements.

4. Assign the Template:

- Use WordPress conditional tags to assign the template to specific posts or categories.

5. Test the Template:

- Preview the changes and make adjustments as needed to ensure compatibility and responsiveness.

Conclusion

WordPress single post templates offer a powerful way to enhance the visual appeal and functionality of individual posts. Whether you're looking to highlight special content, optimize posts for SEO, or create a unique user experience, these templates provide the flexibility you need to achieve your goals.

For those seeking even more customization options, consider exploring the WP Theme Bundle. With access to over 250 premium themes, you can create a dynamic, professional, and tailored website that meets all your needs.

Take Your Website to the Next Level

With WordPress single post templates, you can:

- Showcase content in a visually engaging way.
- Maintain consistency while highlighting unique posts.
- Optimize performance and SEO for specific post types.

Don't settle for a one-size-fits-all approach. Use single post templates to create a website that stands out and delivers a memorable user experience.

Ready to Transform Your Blog?

Explore the best WordPress themes with single post templates today and start building a website that truly reflects your vision!