



Best U-shaped Kitchen Designs

Discover the epitome of culinary excellence with UV Kitchens' [Best U-shaped kitchen designs](#). Our collection is meticulously curated to elevate both functionality and aesthetics, catering to your unique preferences and space requirements. Immerse yourself in a world of innovative layouts, top-notch craftsmanship, and seamless integration, all aimed at transforming your kitchen into a masterpiece. At UV Kitchens, we blend style and utility effortlessly, ensuring your culinary haven is a true reflection of your taste. Embark on a journey of unparalleled design by visiting us today.

PLAN A KITCHEN RENOVATION



5 STEPS TO RENOVATE YOUR KITCHEN

1. BUDGET

Make a wishlist & set a budget for your project.



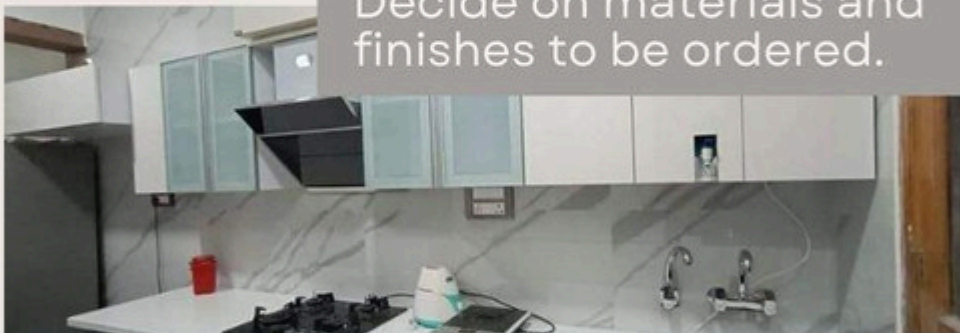
Design your kitchen layout and have plans drawn up.

2. LAYOUT




3. MATERIALS


Decide on materials and finishes to be ordered.



Measure sizing and choose your quality appliances.

4. APPLIANCES





5. INSTALL

It's time to fit out your new kitchen and add appliances.



PLAN YOUR KITCHEN AT REALLYGREATSITE UV KITCHENS