



# Country Style Kitchen

## Ideas for a Country Style Kitchen



### KITCHEN

A Country Style Kitchen is timeless and elegant and gives any house a cosy, pleasant vibe. Country kitchen design focuses on using natural materials and excellent craftsmanship to create a welcoming and comfortable kitchen where visitors will feel at home and want to stay for a while. A country kitchen feels cosy to enter because of the use of natural elements and shaker furniture. The use of organically distressed materials gives the space charisma.

## Ways to Incorporate Country Style in any Kitchen

## Country Design with Pantry

Traditional kitchens are recognised for their organisation and ability to make the most of available space. In kitchens, pantries are becoming more and more common as a feature that also serves many functional purposes. You can utilise the entire space by using the typical pantry, which is built into the cabinets or can stand alone.

### Exposed Storages and Shelving



One of the essential elements of a country style kitchen is space efficiency. Although conventional reclaimed wood shelving gives the room a bit of country charm, if you want to enhance the room, quartz shelving that matches your worktops will produce a seamless and unified design. You can arrange and showcase works of art, glass jars, and containers on this type of shelf to give the room personality. Any kitchen gains a relaxed yet artistic look by adding wall shelves and hooks for displaying tools and accessories.

### Farmhouse Sink for Country Kitchen





A farmhouse or apron sink is frequently found in a country kitchen design because of its elegant look and large size. These sinks generally overhang the counter, adding a distinctive element to any kitchen. The demand for these sinks has increased with the popularity of country kitchens. They are incredibly durable and simple to maintain.

**CREMA MARFIL  
MARBLE**



[Get a Quote](#)

**BOTTICINO  
CLASSICO EXTRA  
MARBLE**



[Get a Quote](#)

**SHIVAKASHI  
GRANITE**



[Get a Quote](#)



## Best Country Kitchen Design Ideas

### Matte Grey Country Style Kitchen Theme



Grey may be thought of as a modern kitchen colour, but a soft matte grey makes a fantastic background for a country style kitchen. Taking full advantage of classic grey tones, maintain your cabinetry traditionally and exhibit aged wood accents.

**JURA BLUE / GREY  
LIMESTONE**




[Get a Quote](#)

**KANDLA GREY  
SANDSTONE**



[Get a Quote](#)

**LONDON SMOKE  
QUARTZITE**



[Get a Quote](#)



## Using Off-White Counter

By mixing cosy, [off-white kitchen counters](#) with exposed wooden beams, you can complete your countryside kitchen's rustic design. It's one of the best approaches for inviting the outdoors inside, but even more so if your wood still has its twists and textures.

## Exposed Brick Wall Interior

Raw materials, like exposed brick, are a common component of traditional country designs. If you want to soften your country-themed kitchens, you can include a feature wall that can be painted a bright cream.

## Country Style Kitchen with Leathered Stone Flooring



Stone flooring with a leathered finish, a traditional country kitchen feature, is a very practical option for kitchens with lots of visitors. Use a sturdy jute rug to offer some warmth underfoot if you choose real stone flooring instead of imitants like engineered stones.

## Neutral Colour Palettes





Neutral colour palettes are for those who want to design a relaxing environment for the kitchen, a soft and friendly kitchen. To make the most of the abundant natural light, you might just want to style your Country kitchen by combining a variety of neutrals, such as soft grey, [Beige stone](#), and stylish white accents.

### Ivory Silk Granite with Green Cabinets


Green is the only kitchen colour that accurately depicts rural settings. Currently, there is a trend toward green kitchens. This earthy hue, which we mostly associate with the natural world, has a remarkable way of reuniting us with our environment and inspiring feelings of peace and happiness. So, using light-coloured worktops like [Ivory silk granite](#) will perfectly complement your green-themed country kitchen design.

IVORY SILK GRANITE	SILVER FANTASY MARBLE	AUTUMN BROWN SANDSTONE





[Get a Quote](#)



[Get a Quote](#)



[Get a Quote](#)

## Spacious Country Style Kitchen Island

The centre of the home, the country kitchen is where family members congregate to dine, socialise, and spend quality time around each other. One of the finest methods to unite everyone is probably a big island. It serves as the hub of any kitchen and provides a nice central area where meals can be prepared, schoolwork can be done by the kids, and conversations can take place.

Country Style Kitchen with Table Seating





It will be easy to create the ideal cosy, rural ambience with a wonderful set of wooden furniture. It's the sort of setting where you can envision kids practising their baking skills, family meals at the end of the day, and a dog patiently waiting for leftovers.

<b>SAN SEBASTIAN LIMESTONE</b>  <a href="#">Get a Quote</a>	<b>NIWALA YELLOW LIMESTONE</b>  <a href="#">Get a Quote</a>	<b>TEAK WOOD GRANITE</b>  <a href="#">Get a Quote</a>
--	---	--

### Wide Walls with High Ceilings

When designing a country kitchen, high ceilings and wide walls prove to be very helpful. The inclusion of fascinating wooden beams creates the impression that the space has been converted from a spacious farmhouse. Country kitchens don't necessarily need to come down on the side of tradition, with clean lines and a restrained colour scheme.

### Choosing Worktops for Country Kitchen Idea

Worktops made of high-quality stone or wood are the norm in country-style kitchens.

In a typical country style kitchen, wooden worktops are perhaps the most prevalent surface. Wood does need some upkeep, for instance, spills should be cleaned up right once, and you should oil it frequently to keep it looking good.

The rustic kitchen will seem more appealing with a matte finish.

Worktops made of [quartz](#) or [granite](#) are the sole options for a truly grand house appearance. Traditional hues like navy blue and forest green stand out well against the cool white quartz. If you decide to use granite, use natural reds, browns, and cream-coloured blends instead of black as the characteristic brilliance of these colours makes a strong statement in a country style kitchen.

Your splashback can also have a marbled appearance to add a touch of elegance.

Avoid anything too bright or sparkly if you decide to use stone because it won't fit the rustic theme.




Although [engineered worktops](#) cost higher and demand specialised installation, they can provide a stone look with increased durability.

## CLASSIC WOOD TILES



[Get a Quote](#)

## CREMA ILERDA LIMESTONE



[Get a Quote](#)

## LEGEND WOOD TILES



[Get a Quote](#)

For both elegance and usability, consider combining materials when designing rural kitchens. Use a more durable material in regions that are more prone to be burned and scuffed, saving the more expensive materials, maybe for a breakfast bar.