




Top Tiles

[Top Tiles - The Best Tiles for Your Living Space](#)

[MATERIALS](#)

[Work-tops.com](https://work-tops.com)



Introduction:

Top Tiles are manufactured thin slabs from resilient materials like ceramic, stone, metal, baked clay or glass, commonly available in square or rectangular shapes. They're attached in an impressive display to protect roofs, floors, walls, edges, or other objects like table tops.

Top Tiles For Home:

By other definitions, they can refer to similar units made up of lightweight materials like perlite, wood, and mineral wool, commonly used for wall and ceiling applications. With a wide range of Top tiles available currently, one can design both modern as well as traditional kitchens. Take a look at our Top tiles below



Top Tiles Uses:

They are popularly used to form wall and floor coverings. They are most frequently made from ceramic which when used for the internal purpose are glazed, and for roofing, unglazed. Some other materials that are commonly used for tile manufacturing are glass, cork, concrete & other composite materials, and stone. Thinner Top Tiles are often used on walls than on floors and work surfaces, as floors require more durable surfaces to resist the impacts of heavy traffic. With proper care, they can also be used to make breakfast bars.

Designs:




Based upon the purpose behind use; whether it is flooring, walls, interiors, or bathrooms, they are of different types. Some popular ones have been mentioned briefly under

Ceramic Tiles:



- They are the most common types of tiling customers prefer for flooring. They are made from silica and clay which are made hard at high temperatures. There are two sorts of tile designs in ceramic which are known as Glazed tiles and Quarry Tiles.
- Glazed ones exhibit a glaze coating, which is added after firing ceramic tiles to obtain several colours and textures. They are available in good styles and multiple colours when compared to Quarry tiles and also offer stain and waterproof qualities.
- Quarry tiles are unglazed ones that are mostly used in parking lots and footpaths due to their roughness and anti-skid property. They are available in red, grey, and brown colours and can be found in square, rectangle, and hexagon shapes.

SANDE GREY TILES	CLASSIC WOOD TILES	CALACATTA BEIGE TILES
---------------------	-----------------------	--------------------------




		
<p>£12.60 Get a Quote</p>	<p>£12.60 Get a Quote</p>	<p>£16.20 Get a Quote</p>

Porcelain Tiles:



They are manufactured by using finely grained clay at higher temperatures compared to ceramic tiles. They are more compact, tougher, and better at absorbing moisture than ceramic ones. They can be available in all finishes which makes them able to be used for both indoor

and outdoor installations. Due to these wide applications and benefits, they are comparatively costlier.

LEGEND WOOD TILES  £12.60 Get a Quote	CREMA MARFIL TILES  £12.60 Get a Quote	PAMESHA GREY TILES  £12.60 Get a Quote
------------------------------------------------------------------------------------------------------------------------------------------------------------	--------------------------------------------------------------------------------------------------------------------------------------------------------------	---------------------------------------------------------------------------------------------------------------------------------------------------------------

Vitrified Tiles:



They are obtained by the process of Vitrification. They contain clay and silica materials and are sturdier than ceramic tiles. They have a low water absorption rate as a result of which they can remain intact, thus preventing wear and tear.

They can be found in various further types like Glazed vitrified tiles, Porcelain vitrified tiles, and double charge vitrified tiles. These are different from one another in terms of thickness, style, and colour.

Glass Tiles:



They are manufactured by use of sand and recycled glass, which makes them eco-friendly. These tile designs are mainly used for aesthetic purposes like decorating walls in the living room, but can also be applicable in the kitchen and bathrooms. They can make the room brighter by their reflecting properties. The advantages of these tiles are that they do not fade with the passage of time and remain free from stains as they can easily be cleaned. Mirrored tiles kitchens are trending as beautiful backsplashes and feature walls that look unique and amazing. It also comes in beautiful collections of mirrored tiles antique that add more beauty to your kitchen. Because of their popularity, they are being used in expensive places like hotels, palaces, and commercial complexes.

SUPER WHITE TILES



£12.60

[Get a Quote](#)

TITAN GRIS TILES



£12.60

[Get a Quote](#)

ROYAL STATUARIO PORCELAIN TILES



£11.46

[Get a Quote](#)

Granite Tiles:



Granite floor tiles work beautifully for floors throughout the home. From classic polished grey to a lighter speckled finish, it's easy to pick the perfect style for your granite flooring tiles.

Carrera Marble Tiles:



Marble floors are renowned for their beauty and strength, and Carrara marble is among the best marbles available. Stunning to look at, Carrara tile is rugged, low maintenance, and can add a lot to your home

Limestone Tiles Floor:



A sealant can also be used to protect the surface of the tiles and keep them stain-free, making them easy to clean and preventing the tiles from staining. Limestone is very durable and can be sealed to keep it stain-free and prevent the tile from staining. In addition to offering an excellent natural surface indoors, limestone flooring can also be installed outdoors.

Digital Tiles:



They are nothing but those which are created by printing high-resolution images on glazed tile surfaces, with the use of Digital Printing Technology. These days, almost all glazed tiles are printed by this technology to create different and creative designs.

Top Tiles for floor- Advantages:

- The technology of HD printing allows both ceramic and porcelain tiles to be available in a wide range of patterns and hues. With this, choices for your [kitchen worktops](#) become endless.
- You could choose one color and match your flooring with the wall or level up by experimenting with a statement color mixture.
- You can opt for mosaics that are great for creating your own unique design, or go for patterned ones, to execute a trendy Moroccan influence. The decision is all yours!

Budget-Friendly Top Tiles:



Installing marble or [granite worktops](#) inside your kitchen can bring along a hefty price tag that some budgets won't allow. The perks of tile are that you'll get the standard and longevity of a high-quality countertop at one-fourth of the total cost. So they make an option for your [cheap kitchen worktops](#). From hard-wearing porcelain to designer ceramics, installing them is probably going to be a less expensive option.

You won't need costly cleaning products either, and if you happen to wreck a tile or two by mistake, they can easily get replaced.

Disadvantages:

As with all tiles, there always lies a risk of fissures and ruptures. Though ceramic as well as porcelain are hard wearing and made to withstand areas with heavy traffic, when used on a work surface, they come at risk from heavy-duty kitchenware. Mishandling and dropping iron pots and pans could leave you with unwanted damage on your worktop.

Porcelain is the more durable of the two, and if cracks pertain, you can replace them at a lesser cost.

Remodeling Project:

Remodel your entire living space by choosing stylish contemporary or traditional classic designs from [work-tops](#). Along with it, a range of color schemes like grey, white, wood, and beige are perfect from our collection for [kitchen worktops UK](#).

Top Tiles Maintenance and Care:



- Vacuum and use a fluffy dust mop on a daily basis so as to not allow the dirt to get embedded on your slabs and grouts. Avoid using straw brooms to avoid stains from scratches
- Weekly floor mopping with warm water and a mild soap will maintain the colour and gloss.
- To prevent accidents as well as dirt settling into the mopped area, immediate drying is mandatory
- Do not allow spills to settle, rather use absorbent clothes for a quick wipe, followed by a proper wipe using neutral cleaners and disinfectants
- Prevent mud or water from imprinting on your floor by placing doormats on the entrances and exits. Use bath mats if you have floor tiling in the bathroom to keep them dry.
- Tiles are comparatively much cheaper to maintain than natural stones. With a regular cleaning schedule, your tile flooring will keep looking new for a long time.