




Mastering Essential Bathroom Cleaning Steps: Transform Your Space with We Clean Bathrooms

Discover the secrets to a truly clean and refreshed bathroom with [We Clean Bathrooms](#). Our expert team follows essential bathroom cleaning steps, ensuring every nook and cranny receives meticulous attention. Get inspired by our transformative quotes and experience the ultimate cleanliness today! Request a free quote.



ESSENTIAL BATHROOM CLEANING STEPS




DUSTING

Take a soft cloth and wipe every corner of the bathroom. Grab a duster with a handle long enough to clear spider webs in the edges, doors, or light fittings.



CLEAN THE TOILET

Cover the insides of the toilet bowl with a professional cleaning solution or baking soda. Cover the insides of the toilet bowl with a professional cleaning solution.



EMPTY YOUR BATHROOM

Keep all the items out of the bathroom, your bathroom should be free from all the clutter, and completely empty.



SHOWER CLEANING

Spritz some all-purpose cleaning solution on the surfaces of the bathroom and the bathroom faucet.




CLEAN THE FLOOR

Soak your mop in a container filled with cleaning solution, squeeze out excess water, and then thoroughly clean the floor.

CLEAN THE MIRRORS

Spritz the mirror cleaning solution or the splash some water on the mirror to wipe it dry.



CLEAN THE TILES

Homemade remedy is suitable for delicate or rough tiles. Apply a cleaning solution to all the tiles.

📍 1041 Investment Blvd, Apex, NC 27502

📍 2720 Aquarius Dr. Myrtle Beach, SC 29575 United States

Get our services at:

WWW.WECLEANBATHROOMS.COM

☎ 984-344-7272