



Stone Sink

[Stone Sink; Luxurious Natural Bathroom And Living Room Sink](#)

work-tops.com

[BATHROOM](#) | [LIVING ROOM](#)




Natural Stone Sink:



Stone Sink includes marble, travertine, limestone, and onyx. Because no two stones are exactly the same, each stone sink or mosaic is 'Naturally Unique.' Our products are divided into colour and stone type categories, but each product can differ depending on colour tone, veining, and texture. Natural stone's beauty and value are enhanced by these minor variations. Natural stone has been used in construction for thousands of years and will never go out of style.

Natural stone is classified into three geological groups based on how it forms. Sedimentary, Metamorphic, and Igneous are the three classifications. Sedimentary stones include limestone, travertine, and onyx, while metamorphic stones include marble. Calcareous stones, such as limestone, [travertine](#), onyx, and [marble](#), are composed primarily of calcium carbonate.


<p>VERDE BUTTERFLY GRANITE</p>	<p>GIALLO IMPERIAL GRANITE</p>	<p>BIANCO CRYSTAL GRANITE</p>
---	---	--



[Get a Quote](#)



[Get a Quote](#)



[Get a Quote](#)

Is a Stone Sink Right Choice for You?



Elegantly carved natural stone sinks may have appeared in high-end design magazines or websites. The elegant, organic edges and colour variations in natural stone are certainly beautiful, but in reality, these sinks are more form than function. Natural stone is a difficult material to use for sinks because most varieties are prone to cracking and staining from cleaners and other common substances such as makeup, shaving cream, and soaps. So, are there any stone sinks that are suitable for regular home use?


Yes! The answer is stone composite, specifically granite composite sinks. These are constructed from ground granite dust and an acrylic resin that holds the dust together. The mixture is then placed in a mould, in this case, a sink-shaped mould, and allowed to cure. The sinks are then sealed and polished to a high gloss, or left with a honed (matte) finish, depending on the manufacturer.

CARIBBEAN
ISLAND
QUARTZITE



[Get a Quote](#)

AZUL PALOMINO
QUARTZITE



[Get a Quote](#)

DARK EMPERADOR
/ MARRON
EMPERADOR
MARBLE



[Get a Quote](#)

Natural Stone Sinks Design Ideas



Natural stone can be used to decorate the sink. Moreover, natural stone materials can be used to create a natural atmosphere in the bathroom instead of decorating when you become bored with the material that has been used.


For those who are tired of the standard stainless-steel sink, stone is becoming a more popular option. To find greater use of stone than in today's new and remodelled homes, you may have to go back in time. Stone, which has long been used as a countertop, backsplash, and flooring material, is now making its way into the kitchen's most functional tool: the sink.

Stone's strength and beauty, which make it a popular countertop material, also make it a natural for sinks. Stone kitchen sinks are typically carved from a single solid piece, either farmhouse style or small round prep sinks. Terrazzo is a natural stone material that is frequently used as sanitary fixtures, particularly the sink and bathtub. The front of a farmhouse sink can be left rough and natural or polished and even carved. The other option is a boxy sink made of granite or other slabs, which is ideal if you want to match your countertop.


ONDA DORADA QUARTZITE	CARRARA GIOIA MARBLE	STATUARIO VENATO MARBLE
--------------------------	-------------------------	----------------------------



[Get a Quote](#)



[Get a Quote](#)



[Get a Quote](#)

Stone Sink Care & Maintenance:



Certain substances, due to the porous nature of the stone, can stain your sink if not properly protected. The longer a stain remains, the deeper it penetrates and the more permanent it becomes; thus, it is critical to remove a stain as soon as it appears. Use a soft cloth, sponge, or soapy nylon brush to clean your sink. After cleaning, thoroughly rinse and dry the sink. Cleaning on a regular basis will aid in the prevention of hard water deposits. If stains persist, use a non-abrasive cleaner such as dishwasher soap, Soft Scrub, or a professional stone cleaner solution available at a local hardware or tile store.

DO NOT USE any acidic tub and tile cleaners, toilet bowl cleaners, ammonia, abrasive or soft paste cleaners, vinegar, alcohol, window cleaners, or lemon juice. Furthermore, DO NOT USE abrasive cleaning pads such as steel wool, metal brushes, or scouring powders.

Pros and Cons of Stone Sinks:

Pros:

Classic and One-Of-A-Kind Design



Beautiful specks, swirls, and veining distinguish stone sinks. There are no two identical stone sinks. As a result, homeowners who value exclusivity and classic styles will be drawn to natural stone sinks for their uniqueness and elegance.

Heat Resistance


Stone sinks have a relatively high heat resistance. Granite stone is naturally cool to the touch. Natural stones have been exposed to harsher temperature elements. Warm water will not harm your sink.

Versatile



A natural stone sink is both decorative and functional. Its versatile design allows it to easily match your home's decor. You can create an aesthetically pleasing material contrast between the countertop and sink. The natural stone's raw beauty is an excellent conversation starter.

SAVERNAKE
GREEN SLATE



[Get a Quote](#)

AUTUMN BROWN
SANDSTONE



[Get a Quote](#)

SAPPHIRE
BROWN GRANITE



[Get a Quote](#)

Cons:

Regular Maintenance is Required



The majority of natural stone sinks are porous. Marble and granite sinks must be sealed to prevent staining and bacteria growth. Soapstone sinks must be oiled to maintain their colour. When you choose a stone sink, you commit to lifelong maintenance.

Heavy



Natural stone sinks are heavier than standard man-made sinks. Some block stone sinks necessitate the strength of four men to install. That's a substantial piece of kitchen and bathroom fitting.

As a result, before deciding on a stone sink, consider the size and material of your countertop.

Difficult to Clean

Marble sinks, while absolutely stunning, are prone to etching if an acidic cleaning agent is used. When cleaning your sink with vinegar and baking soda, use caution. While this fantastic hack may work on granite, it may not be the all-in-one solution for your marble sink.