



Crema Marfil

[Crema Marfil for Beige Marble Bathroom and Kitchens](#)

work-tops.com

[BATHROOM](#) | [KITCHEN](#) | [MATERIALS](#)



Crema Marfil is a beige marble with fine, irregularly placed veining all over the surface. The Crema marble's light neutral tones go well with modern designs and add warmth and cosiness to any space when combined with wood fixtures and other natural colours. From [light beige](#) to dark brown, the Crema Marfil Marble Slab exhibits a variety of shades. Because of its easy-to-clean surface and inherent colour variations, beige marble slabs are frequently used for flooring, worktops, and other architectural applications. We will learn about the dos and don'ts of beige marble in the upcoming section.

Origin of Crema Marfil Marble:

Spain's Alicante regions are the source of this beige marble.

Finishes of Crema Marfil:



Marble tiles can have a variety of finishing textures, including polished, glossy, high gloss, satin, rustic, leathered, matte, or honed, to name a few. Marble with a honed or matte texture has a smooth look; marble with a polished finish has a gleaming, shiny surface that highlights the colour and veining brilliantly; leather treatments are excellent for dark-hued marble because they conceal thumbprints and blemishes.

Uses of Crema Marfil Marble:

Marble is a suitable material for kitchen worktops, table tops, bar worktops, fireplace surrounds, floors, reception desks, staircases, bench tops, etc. After proper sealing marble is also suitable for shower trays, bathroom worktops, sinks, splashbacks, and bathroom floors.


CREMA MARFIL BEIGE	CREMA MARFIL MARBLE	CREMA MARFIL MARBLE
-----------------------	------------------------	------------------------



[Get a Quote](#)



[Get a Quote](#)



[Get a Quote](#)

Marble Bathroom with Crema Marfil Alba



This bathroom impresses because of the best-finished [Crema Marfil Alba](#) marble, creating a cosy place on the level of the finest urban spa. This Alba marble with a polished gloss shimmers on the walls, floors, and counters of this stunning bathroom giving it a stunning outlook. This marble bathroom's winning card is its sandy tones.

Marble Kitchen

The Crema Marfil is regarded as a top choice for marble kitchen surfaces from the beige marble options available. Marble kitchens look nothing short of gorgeous. With proper maintenance and regular cleaning, your marble kitchen looks the same for decades. Do you know that marble surfaces increase the property value? Let's look at all ways possible to keep this high-value asset new and gleaming.

CREMA MARFIL MARBLE	CREMA MARFIL MARBLE	CREMA MARFIL ALBA MARBLE
		
Get a Quote	Get a Quote	Get a Quote

Beige Marble Cleaning

Beige-coloured marbles are stunning stones that have traditionally been used to make countertops, flooring, and furniture accents. It is limestone that has undergone a metamorphosis and merged with other natural components to produce a rather soft substance that is veined with a variety of colours and patterns. If you want your beige marble to look good for a long time, you must know how to properly care for it because it is quickly soiled, etched, and dulled. Care and prevention are essential to maintaining the marble's stunning appearance over time. Over time, marble should be routinely cleaned and sealed to maintain its glossy appearance. Here are some cleaning and polishing tips for marble surfaces, such as tiles and tables.

Clean Beige Marble Regularly with Soapy Water

Regular cleaning should be done with a soft cloth and a solution of hot water and dishwashing soap. After cleaning, dry the surfaces with a moist cloth or sponge.

Use a Dedicated Marble Cleaner

To be as safe as possible, it is strongly advised to use a professional marble cleaner if your budget allows it. Because Crema Marfil is sensitive to both acids and alkalis, it is best to be careful and buy a cleaner designed specifically to clean this beautiful stone.

Clean Spills Immediately from Your Marble Kitchen Countertop

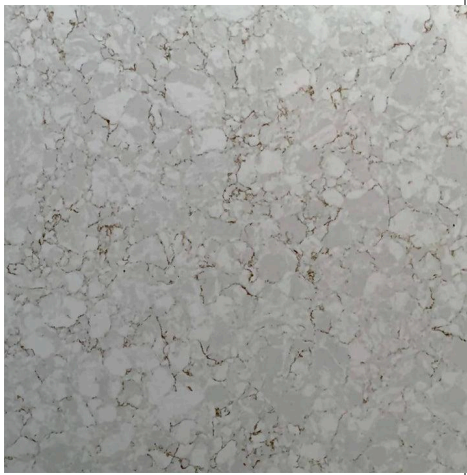


Because marble is a very delicate kind of rock, spills should be cleaned up right away. Acid can be present in a variety of foods and beverages, including tomatoes, citrus fruits, pork, yoghurt, vinegar, and wine. And as you may have been aware, marble is destroyed by acid.


Use Trivets and Boards for Crema Marfil

It's nearly impossible to totally eliminate scratches if marble is chosen for your countertops. Cutting boards, however, can greatly reduce the risk. Additionally advised is the use of coasters beneath bottles and glasses and trivets under hot pots.

CREMA MARFIL QUARTZ	CREMA MARFIL TILES	CREMA MARFIL TILES
------------------------	-----------------------	-----------------------



[Get a Quote](#)



[Get a Quote](#)



[Get a Quote](#)

Use Trays for Your Marble Bathroom

Avoid laying your cosmetic items directly onto the marble tiles to protect them from damage. To reduce exposure to the toxins that a large percentage of modern toiletries contain, use trays. A tray is a wonderful way to adorn the bathroom and will also seem tidy and attractive.



Use Rugs and Doormats



To avoid bringing sand and debris inside and onto the marble floor, place a mat at the entrance door. Place carpets in areas that see high foot traffic and under any moving furniture, such as tabletops and chairs.

Mop Marble Kitchen Flooring Regularly

To keep the floor free of dirt and dust, regularly sweep it. A vacuum cleaner is another option, but use caution and apply light pressure to prevent scratching.

Avoid All-Purpose Cleaners

Because marble is fragile and sensitive, spills and stains can readily harm it. The appearance of marble surfaces depends on how effectively they are cleaned. Vinegar and all-purpose natural cleaners must be avoided. Their acidity will erode the stone's delicate surface. It's also best to stay away from alkaline cleaners like bleach.

Avoid Abrasive Sponges on Crema Marfil Surfaces



The stone's surface is extremely delicate, so attempting to remove a stubborn stain with scouring sponges or stainless steel dish scrubbers could cause significant surface damage.

Wipe Dry Your Wet Floors



Since marble is porous, as was stated previously, it may swiftly absorb liquids. If the Crema Marfil marble floor isn't dried after being mopped, washed, or subjected to a spill, the surface will absorb the substance, which could lead to damage, so protect your beige marble by regular wiping and drying.

Avoid Pressure on Marble Bathroom Countertop



Sitting on marble countertops might damage them since they are not as durable as other materials. Naturally, it's risky for you as well because you could slip or fall on the bathroom's slick surfaces.

Avoid Sharp Objects

For marble worktops, use charcuterie boards to shield them from sharp knives and other cutleries. If your flooring is marble, place rugs under your chairs and tables as marble is prone to be damaged and scraped, which we have repeatedly stated.

With all these points, you are all set to keep your Crema Marfil marble surfaces new and gleaming.

We have a lot of beige material options like quartz, granite, slate, obsidian, etc if you do not want a marble.