



Bathroom Backsplash

[Best Bathroom Backsplash Ideas](#)


[BATHROOM](#)



Bathroom backsplash ideas may be a striking decor element in addition to being essential to keeping your bathroom looking beautiful for years to come. But when it comes to decorating, bathrooms are frequently a little challenging. It would be more difficult to conceal if you make a fashion mistake in such a little space, so you must make sure the colour and the materials are perfect. As this is the room in the house where wet is most probably due to frequent usage of showers and baths, the materials you use will also need to be water repellent.



Why Use Splashbacks in the Bathroom?




Your bathroom's appearance and atmosphere can be radically transformed with bathroom backsplashes. They are a fashionable and useful option for preventing water damage to walls. Splashbacks for kitchens and bathrooms are a growing favourite addition due to the various benefits they give. Many different colours, hues, and styles are available, making them suitable for every kitchen or bathroom, from traditional to contemporary. They are also simple to clean. With our colour matching service, custom splashback colours can also be created if you have a particular colour in mind. Anyone contemplating a renovation of the space should make sure their bathroom ideas remain watertight and simple to clean, but you should also take into account what choosing the appropriate one can bring to the aesthetic appeal of your project.

VERDE
FRANCESCO /
MARITACA
GRANITE

RED MULTI
COLOUR
GRANITE

GRAPHITE BROWN /
NEW CALEDONIA
BROWN GRANITE



£296.70
[Get a Quote](#)



£251.60
[Get a Quote](#)



£251.60
[Get a Quote](#)

Different Bathroom Backsplash Ideas for Different Settings

High-End Bathroom Look with Quartz Splashback






Quartz splashbacks can really open up rooms in your kitchen or bathroom while also ensuring an attractive finish. They provide stain and steam resistance for your walls as well as a splash of colour for that all-important fashionable appearance.


White for Small Bathrooms



In a compact area, go with white. An understated bathroom might benefit greatly from even the simplest bathroom backsplash. The best colour scheme for this little loft bathroom is all-white to maintain a tidy aesthetic and increase the sensation of space, while wooden accents on the door, window, and accessories give the room a cosy feel.

<p>VOLGA QUARTZ</p>	<p>CALACATTA ROMA QUARTZ</p>	<p>APOLLO QUARTZ</p>
		
<p>£273.53 Get a Quote</p>	<p>£274.78 Get a Quote</p>	<p>£268.10 Get a Quote</p>

Muted Palette for Calm Bathrooms



A muted colour scheme can be the appropriate choice if your bathroom serves as a hideaway where you go to relax and get away from the stress of everyday life. A grey-blue backsplash will offer your room a more serene, pleasant appearance and a calming atmosphere.

Bathroom Feature Wall with Tiles



Create a feature wall that highlights the sink area by extending the backsplash across the entire wall or using it as a column. The choice of the same tiles in a contrasting shade with differing grout is a novel idea that adds much-needed zest to a spotless bathroom because the usage of white tiles across a large bathroom may appear too clinical.

TITAN GRIS TILES



£190.55

[Get a Quote](#)


PAMESHA GREY TILES



£190.55

[Get a Quote](#)

CREMA MARFIL TILES



£190.55

[Get a Quote](#)

Bright Coloured Bathroom Splashback



A backsplash is a simple way to inject vibrant colour into bathroom decor, which frequently errs on the side of neutrality. The long, sleek lines and smooth finish of this backsplash complement the overall modern design of this bathroom. In a setting, this clean-lined, go for cohesiveness rather than contrast.

Glamorous Marble Splashback



It doesn't get much more beautiful than this custom-carved [marble backsplash](#) if grandeur is your thing. Although polished marble with floral inlays isn't your typical sink backdrop and will need upkeep to remain in excellent condition, picking magnificent artwork to look at first thing in the morning and the last thing at night is worth the choice.

Splashback that Extends to the Floor



The bathroom backsplash material can be used to assist you to define the space around your sink. You could consider adding a backsplash to your floor as well as the wall. This sink may be given the red carpet effect by having your backsplash extend into the floor tiles.

Extremely Durable Granite Splashback



Our [granite splashbacks](#) are a great option for homeowners who want their new kitchen and bathroom to last a long time because they are non-staining, strong, hygienic, and minimal maintenance.

<p>CARIOCA GOLD GRANITE</p>	<p>SPIKE BLACK GRANITE</p>	<p>VIA LATTEA GRANITE</p>
		
<p>£262.60 Get a Quote</p>	<p>£247.00 Get a Quote</p>	<p>£291.20 Get a Quote</p>

Repeat the Stone Pattern



Work a tidy repetition. It is perfectly reasonable to use the extra stones on the bathroom backsplash if you've already used some of them in other parts of the bathroom. It's a less daring option, but it guarantees that your theme is continuous and that it will go with the decor.

Blending Styles



Give your restroom personality. Request a backsplash in a different style if the bathroom's elements, including the stools and mirrors, have a vintage vibe to them. Put something in contrast to the colour of the existing tile. If you're feeling very daring, a bathroom with a Bohemian appeal can also benefit from choosing slightly mismatched tiles that are the same size and shape for each sink.

Wide Range of Choices



For your bathroom splashback, Work-tops offers a variety of options in various colours, sizes, finishes, and materials. The stones are available for viewing [here](#).

**LIGOURIO DARK
MARBLE**




£267.00
[Get a Quote](#)

**ARABESCATO
OROBICO MARBLE**



£272.50
[Get a Quote](#)

**ASTRAL LACTEA
OBSIDIANA**



£307.25
[Get a Quote](#)

Send Your Inquiry [Here](#) and Get a Free Quote.