



Worktops Granite

[Are honed worktops granite suitable for kitchen?](#)

[MATERIALS](#)

[worktops](#)



Known for its unique look, honed worktops granite has become quite popular among homeowners and designers in recent years. Absolute Black honed granite countertop is one from the trendy talks. If you aren't familiar with honed black granite, or you're just not aware of what it is, then this article is exactly for you. Honed worktops granite is an unpolished surface that has a low-gloss, matte finish to it. This is significantly distinct from polished granite, which is distinguished by its super glossy nature. Other than this, honed granite has a

much softer, more realistic feel. You'll be able to understand this once you run your palm over the surface. It will also have a subtle, yet lovely appearance. The surface of the worktop will feel smooth to touch. Aside from the choice of honed vs. polished, there are other sorts of choices you can make within the honed finishes. Several finishes to pick from include machine smooth, diamond smooth, satin, and velvet, to name a few. Honed worktops granite-like Nero Assoluto Granite brilliantly add a classic and stylish touch to any room in the house, including the kitchen, bathroom, and living room. Honed finishes are typically preferred by homeowners who want a casual or weathered look. It makes the incorporated area look stylish, and happening, and can potentially increase the overall worth of your home, with a noticeable difference. They are undoubtedly an excellent investment. Each honed granite worktop will be available on the markets on the basis of different grades. The grades will be categorised on the basis of their colour, veins, and patterns.

The following grades are available with honed worktops granite:

1. Low-grade
2. Mid-grade
3. Top-grade


Also known as commercial-grade granite, these slabs may contain more defects than better grade slabs and can be used to make cheap kitchen worktops. They are usually cut thinner($\frac{3}{8}$ inches) than top-tier slabs and might even require plywood support. Low-grade granites contain a substantial amount of soft minerals and show a lesser range of colour variation. However no granite is disregarded as long as it is in usable conditions, that's its value. One such name in the cheaper range is [Azul Platino](#).

Mid-Grade

Also known as level 2 granites, Mid-grade stones are of higher quality than commercial grade but not as perfect as top-grade granite. They have a more distinct colour and design. The patterns are far more varied than in low-grade granite. Mid-grade granite has an average thickness of $\frac{3}{4}$ inches, producing kitchen worktops just about as sturdy as high-grade but at a lesser budget.

Top-Grade

This is the highest grade and has the most diverse range of shades, veins, and patterns. Presenting the best quality, rare patterns, colours, observable proportion of minerals, etc, it is quite obvious that this is the most expensive of all grades. It is usually sourced from India or Brazil and has a thickness of at least $\frac{3}{4}$ inch or greater. One such granite to name is [Blue Pearl Granite](#) (not something that glows blue in the night granite, haha, but the one that makes your space look really exquisite). Stones are by default given the polished finishing in the market but upon customer's request, they can be made honed.

| | | |
|--|---|--|
| <p>PREMIUM BLACK GRANITE</p>  | <p>NERO ASSOLUTO GRANITE</p>  | <p>BLUE PEARL GT GRANITE</p>  |
| <p>£282.40 Get a Quote</p> | <p>£270.30 Get a Quote</p> | <p>£318.70 Get a Quote</p> |

Benefits of Honed Worktops Granite:

Elegant and Fashionable with Honed Stone:



Honed granite countertops will offer many colours for you to choose from. Any colour that you end up choosing will have a beautiful matte appearance that will surely add elegance to your space if you go with the honed granite. While the shine of polished granite has gotten so much attention, honed granite is a better option for you if you want something subtle yet fashionable for example [Absolute Black Honed Granite](#).

Unique Appearance of Honed Granite



Honed granite features a matte appearance. Just as the stone begins to shine, makers cease the polishing process. As a result of that, a bland, low-sheen appearance is obtained. Because of its peculiar aesthetic, muted granite has been receiving increasing attention amongst homeowners. The main difference between honed and polished is that the colour and texture of the stone aren't nearly as vibrant in the case of a honed one. The natural detail of the stone will be significantly less visible than it is in a polished granite. So, if you want vivid, strong colours, honed stone is apparently not for you.

Honed granite comes in a variety of colours, but the most popular hues are [blacks](#), greys, and off-whites. If you are looking to introduce honed granite into your space, we recommend you visit your local showroom and get an idea about what options you have. Every other slab of granite is unique, so discover the perfect worktop or flooring for you by browsing worktops online or shopping around physically, but visit warehouses either way. Don't make choices based on small sample sizes since natural stones do not have a uniform look distributed throughout.

Can be Used in a Variety of Settings Except Honed Marble:



Because the colours are muted, honed granite can be used in a variety of settings like for kitchen worktops or for flooring purposes. Whether the colours in your kitchen, bathroom, or any other room where you install the countertops are bright or dull, your honed granite worktop will look good. In recent years, the muted colours of honed granite have gained popularity.

Styling your Flooring with Honed Black Granite:



Even though honed granite is used for making worktops, many homeowners prefer it for their floors than just their worktops. This is because Honed surfaces do not have glossiness. This results in fewer slips and falls, thus safe floors. Another reason is high foot traffic. Walking on polished stone on a regular basis can dull its sheen. But you won't have to worry about losing the glossy shine if you use a honed one.

Excellent Resale Value



Like all natural stone worktops in general, honed granite countertops, have a high resale value. Even though honed granite requires more maintenance than polished granite, it is extremely popular as many homeowners want its aesthetics and versatility. Installing it will help increase the appeal of your home to potential purchasers.

Long-Lasting Surface of Black Honed Granite



Honed granite is extremely durable if properly cared for. As long as you maintain the countertop, it should remain beautiful and sturdy for many years to come.

ITALIAN BLACK
SLATE HONED




£300.00
[Get a Quote](#)

PORTO LIMESTONE



£239.50
[Get a Quote](#)


ABSOLUTE BLACK
GRANITE



£292.30
[Get a Quote](#)

Drawbacks

Scratches are Easily Noticeable in Honed Granite Countertop:



Granite generally is a very hard material that does not get scratched easily, but since a honed one is softer than a polished one, it can sustain scratches easily. However, due to its non-reflective nature, it can mask scratches and other imperfections much more effectively than polished surfaces. Avoid using abrasives like steel wool and stiff-bristled brushes at all costs to preserve the beauty of your honed granite for longer years. Along with these, you should also avoid using acidic cleansers and bleaching agents on your kitchen worktop surface.

Requires Frequent Re-Sealing



Honed granite countertops demand continued re-sealing since they are more susceptible to stains. The re-sealing process must be repeated triannually, with a gap of approximately 4 months. However, re-sealing is quick and simple, so this is not as challenging as it appears.

Costlier than Polished Granite



As mentioned, honed granite will cost more than polished granite. This is because the finish is less common, making it less readily available. Most people believe that polished surface stones are more expensive because it requires more work to produce. That, however, is not the case. The reason why honed granite is more expensive is because of its attainability.

More Susceptible to Staining



One of the most significant disadvantages of honed granite is that it is more vulnerable to discolouration than polished granite. As a result, if you opt to install honed granite countertops, you must exercise utmost caution. When the liquid spilt on the surface is acidic, the chance of discolouration increases. You must make an effort to avoid spills on the countertop and, if they do occur, wipe them up immediately.

Why does Honed Granite Stain Easily?

The honing process creates tiny micro-pores in the granite stone. The more porous the surface, the more chances of food oils, liquid spills etc, being absorbed.


Before you go out and buy one for your kitchen worktops or flooring, there are some things about it that you should have knowledge about. They are as follows:

Guidelines to Seal Granite:

- Apply your sealant with a soft cloth.
- Instead of rapid and sharp strokes, use slow but steady long strokes. Don't be in a rush, take your time to complete the task.
- Begin with a light coat of sealant. This will enhance absorption.
- Apply more than one layer to ensure proper sealing of your surface.
- Allow your worktops or floors to dry completely before applying another layer.

Correct sealing will ensure that they keep looking great thus, extending their lifespan.

Maintenance is Important



Honed granite countertops necessitate greater upkeep than polished granite worktops. Even if the surfaces are treated, they will be more susceptible to stains than polished granite. As a result, you will have to re-seal the countertops more frequently. Apart from the fact that sealing must be carried out every few months, honed granite has a far more permeable surface than polished granite. This means that scratch marks, stains, accumulated dust, and even grease will be visible on your kitchen worktops and, at times, challenging to remove. However, if you are attentive and carry out regular maintenance of your honed granite countertops, they can last for years.

To keep your stone looking amazing, clean it regularly with warm water and a soft cloth. Also, be sure to dry wipe your honed granite with a clean cloth after that. This will avoid wet stains from forming spots. If you do happen to stain your honed granite, you can use a poultice to help remove the discolouration. Aqua Mix is a popular brand that produces a high-quality poultice to remove stains from granite as well as other types of stone. Honed marble cannot satisfy those needs.

From honed to polished, we at Work-tops do all kinds of finishes. If you are struggling to find your choice of stone in the desired finish, feel free to email your enquiry at [info@work-](mailto:info@work-tops.com)

tops.com we will get back to you within no time. If you have already picked your choice, calculate the rough expenses with this [worktop cost calculator](#).