



## Bathroom Cladding

# [Bathroom Cladding; The Budget Friendly One for Your Bathroom](#)

[work-tops.com](http://work-tops.com)

[BATHROOM](#)



Bathroom cladding is a waterproof bathroom wall panel covering that is gaining popularity as a modern, easy-to-clean, and more durable alternative to tiles. Why? Because bathroom cladding is installed without the use of grout, there is no risk of grout discoloration or the formation of mould or mildew.

## Wall Cladding vs Traditional Tiles - How to Choose



**How Would I Decide Between Interior Wall and Ceiling Cladding and Tiles?**



## Water-Resistant:



Water-repellent and mould-resistant wall and ceiling cladding are popular in bathrooms and kitchens, but it can be used almost anywhere. Tiles have more limited use, and while most tiles are water resistant, they are undoubtedly a breeding ground for mould.

## Simple and Quick to Install:



While tiles can look fantastic when finished, the installation is labour intensive and usually necessitates the services of a skilled tiler, which comes at a cost. The panels are easy to cut to size and install, making it an excellent DIY solution.



## Low Maintenance:



Because of the smooth surface, wall and ceiling cladding is easy to clean, and dirt does not collect in cracks, bumps, or pores. They will continue to look as good in years to come as they do now. Once installed, tiles are much more susceptible to discolouration and wear and tear. Unlike cladding panels, tiles can be cracked or broken.




## Hygienic




Unlike tiles, once the cladding is installed, there is no grout to worry about because it is a mould-resistant and not a good material for bacterial growth. There is no discoloration, which can occur with tiles.

UBA TUBA  
GRANITE / VERDE



[Get a Quote](#)

FLORENCE ( ICE  
WHITE )  
CONTRACT  
QUARTZ



[Get a Quote](#)

NERO GLACIER  
QUARTZ



[Get a Quote](#)



## Is PVC Cladding Price Comparable to Worktops Tiles?

The purchase of tiles vs cladding is difficult to judge because tiles come in a variety of sizes and prices ranging from low-cost stone to high-end stone. On a like-for-like basis, wall and ceiling cladding is generally less expensive to purchase, but the real cost savings are made during installation. Wall and ceiling cladding takes roughly half the time to install as tiles, so whether you hire a fitter or do it yourself, you will save money!

**Worktops Tiles gives you the best high quality tiles that last for longer time compared to any other cladding.**

## Which Type of Bathroom Cladding is Best for My Space?

Waterproof bathroom cladding is classified into three types: acrylic, and laminate, and as the old adage goes, you get what you pay for. When it comes to bathroom cladding, cutting corners on quality can be a costly mistake. Cracks will form as a result of the occasional bump or knock. When fitted to less-than-perfect walls, they will warp and crack without much encouragement.

Waterproof wall cladding is a truly adaptable decorating option. Use them on all of your walls, mix and match panels, or pair them with painted walls. There are numerous options. Panels can also be used as cladding in awkward areas such as around vanity units or on corners, and they are simple to cut for the perfect fit. Another option for creating a seamless look is to panel your bath with the same wall panel design as your wall cladding. Waterproof wall panels can transform any bathroom, large or small, light or dark. Their sturdy construction and luxurious texture exude high-end luxury.

## What Styles of Bathroom Cladding are Available?

### Tiles

Tiles are ideal for damp areas and are still the most practical material for bathroom cladding today. They are long-lasting and waterproof, and they keep the bathroom clean even with light cleaning. There are many different sizes and colours of tiles available today. You can easily tile your own bathroom and make your design dreams come true.

<b>PAMESHA GREY TILES</b>	<b>CALACATTA BEIGE TILES</b>	<b>CREMA MARFIL TILES</b>
-------------------------------	----------------------------------	-------------------------------



[Get a Quote](#)



[Get a Quote](#)



[Get a Quote](#)

## Wax-Coated Concrete



Waxed concrete adds an appealing luxurious and modern feel to your bathroom. However, keep in mind that this material is only durable if it is used correctly. If not, the cladding will be neither waterproof nor stainless. For this type of work, make sure to hire a professional. `



## Wall-Paper



Although the use of wall paper in a damp room may surprise you, special products are now available for this purpose. It is a simple and quick way to create a unique vibe. The main disadvantage is that it can be difficult to implement.

## The Tadelakt Wall



The tadelakt wall is one of the most natural cladding options. It is constructed from water, lime, and marble powder. The material's various shades are appealing to the eye and perfectly complement various bathroom fixtures.

**WHITE CRYSTAL  
GRANITE**




[Get a Quote](#)

**ZIMBABWE  
GRANITE**



[Get a Quote](#)

**FRESH CONCRETE  
QUARTZ**



[Get a Quote](#)



## Is Bathroom Cladding Available in a Variety of Colours and Patterns?



Aside from the differences in construction, bathroom cladding is available in a wide range of colours and styles. Our styles include tile effect cladding, rock effect cladding, and a minimalist look.

While some [customers](#) have inquired about the construction of the panels themselves, we have discovered that many are curious about the various designs and patterns that are created on the surface of the panel.

As the use of cladding becomes more common, more and more innovative designs are being developed. There is very little chance that a customer will not be able to find a cladding pattern that will meet their needs, whether they are using it as an accent within a room or cladding an entire room.


JURA BLUE / GREY  
LIMESTONE

FANTASY BLACK  
QUARTZITE

PANDA WHITE  
PORCELAIN



[Get a Quote](#)



[Get a Quote](#)



[Get a Quote](#)