




Avast Internet Security 7 crack for Registering it upto the year 2050

Avast Internet Security provides comprehensive and worry-free security for individuals, home offices, and small businesses that do not have a need for central management. Today we are providing you the crack of avast internet security 7 so that you would be able to register the product upto the year 2050. It is tested and working 100% so use it and enjoy.

Key Features of Avast Internet Security



- **ANTIVIRUS AND ANTI-SPYWARE ENGINE**
- **BOOT-TIME SCANNER**
- **AUTOSANDBOX**
- **ANTISPAM**

- **BEHAVIOR SHIELD**
- **WEB SHIELD**
- **HEURISTICS ENGINE**
- **REAL-TIME ANTI-ROOTKIT PROTECTION**
- **avast! SANDBOX**
- **FILE SYSTEM SHIELD**
- **MAIL SHIELD**
- **AUTOMATIC PROCESSING**
- **MULTI-THREADED SCANNING OPTIMIZATION and many more**

Instruction for registering Avast Internet Security upto 2050 using Crack

=====
 Instruction for registering Avast Internet Security upto 2050 using Crack
 =====

(1)First of all install Avast Internet Security 7 trial version and install it
 CLICK HERE TO DOWNLOAD: <http://adf.ly/6Lgiz>

(2)Now open avast interface

(3)Click on **Maintainance** tab.

(4)In Maintainance tab you will see a "**Subscription** " button so click on it.

(5)Now click on "**Setting**" which is present in the upper corner near "buy now " button

(6)A new pop will open

(7)Click on "**Troubleshooting** " option.

(8)uncheck the chek box which says "**Enable!Avast self defence Mode**" and click "ok"
 and close the antivirus

(9) Now open the crack and install it .

(10) Use password = " **ZeNiX**"

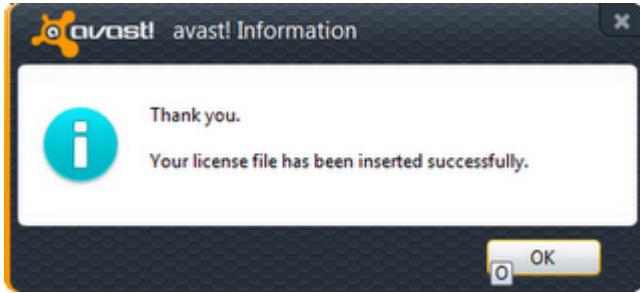
(11)Restart your computer .

(12) check your subscription and choose the option to activate through license file.

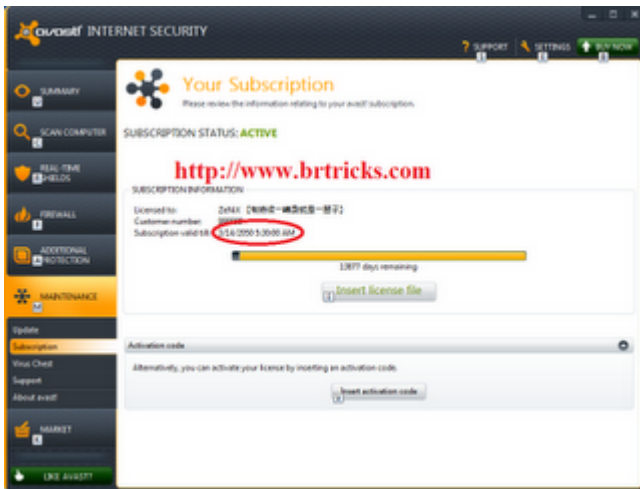
(13)Choose the avast file and enjoy registering it upto 2050



Screenshot Manual 2



Screenshot Manual 3



=====
Fore more stuffs , please visit - <http://burnleech.blogspot.com/>
=====

CLICK HERE TO DOWNLOAD CRACK OF THIS SOFTWARE: <http://adf.ly/6Lgn5>

It is tested and working fine .But if it fails to work after first update then make an account on avast by providing your email id .It will not ask for any kind of money .so enjoy